


# Donna Recycles





## **Instructors: How to use this story**

- The purpose of this story is to introduce the module, provide a context for the real-world tasks in the module (i.e. the need for disposing items in the correct cart - blue, black, or green) and use vocabulary from the module.
- Focus on the oral language first, as many learners in a Foundation/1L class will not be able to read the text (or only be able to read a few words). Even if learners in your class can read simple sentences, oral language development should always precede reading text.
- Begin with eliciting background knowledge using the pictures. Show the pages with the  symbol (no text) and ask learners “What do you see?”. You can point or direct them to images and ask “What is this?” or “What colour is this?” or other simple questions to pull out any language they may have. You can begin with the digital version of the story found [here](#) or print out a copy of this PDF for each learner and share your screen or display either the digital or PDF version on a smartboard. You can then play the audio (using the digital version) for them to listen to and repeat. You can also have them follow along in their printed copy of the PDF version and touch a dot for every word they hear (this will require modelling).
- Once the learners have practiced the oral language for the story over several days or a week, you can then introduce the text version and have them listen and touch each written word as it is said, and/or read and have them repeat. Learners working towards benchmarks of 1L can also attempt to read the story independently and/or with support following practice with oral language as described above.



















Let's  
Read





Donna eats lunch.



Donna needs to recycle.





She puts the bag in the blue cart.



She puts the can in the blue cart.



She puts garbage in the black cart.



She puts food scraps in the green cart.






Donna can recycle.

# Comprehension




1. Read the sentence for learners.
2. Have learners circle the picture that matches the sentence they hear.

**Donna eats lunch.**




Circle

**She puts garbage in the black cart.**




**She puts food scraps in the green cart.**





**She puts the bag in the blue cart.**



# Sight Words



1. Read the sight words for learners.
2. Have learners touch and repeat each word they hear.

sight  
words



in  
the  
puts  
she  
to





## 2023 Literacy Centre of Expertise

This work is licensed under the Creative Commons Attribution-NonCommercial-ShareAlike 4.0 International License. To view a copy of this license, visit: <http://creativecommons.org/licenses/by-nc-sa/4.0/>

(Reproduction of this material is permitted for non-commercial, educational use only as stipulated in the above CC license)

For any questions regarding use, please contact the Literacy Centre of Expertise:  
<https://www.immigrant-education.ca/literacycentre/contact/>

Photography by Jeremy Fox.

Funded by / Financé par:



Immigration, Refugees  
and Citizenship Canada

Immigration, Réfugiés  
et Citoyenneté Canada

- Scan the QR code to read and listen to the interactive version.

