



**Literacy Centre
of Expertise**

Presented by The Immigrant
Education Society (TIES)

Literacy Foundation

Literacy 1

Summer Clothing



- Goal Setting
- Skill-Building and Skill-Using Worksheets
- Learner Reflection

STUDENT PACKAGE

Online Interactive Activities List

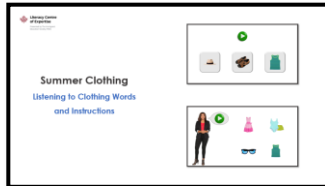
1.



Vocabulary Building



2.



Listening to Clothing Words and Instructions




3.



Story:
Summer at the Park



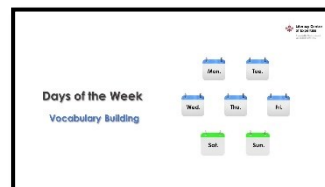
4.



Listening:
What to Bring/Wear



5.



Days of the Week:
Vocabulary Building



6.



Digital Clock Quiz



What do you wear in summer?

i Look at the picture of summer and discuss the questions below as a class.

- ? *What clothing do you wear in this weather?*
- ? *What kinds of clothing do you wear in summer weather in your home country?*



Name: _____ Date: _____

Summer Clothing Goal Setting


i Put a for “yes, I want to learn about it” or an for “no, I don’t want to learn about it”.

I want to...

	listen and understand what to bring to a summer party	
	tell people what to bring to a summer party	
	read a simple invitation to a summer party	
	write a simple invitation for a summer party	

Choosing Summer Clothing



Look at the pictures below.  the clothing items that you wear in the summer.

1.



2.



3.



4.



5.



6.



7.

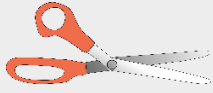


8.



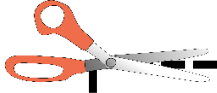
9.





the flashcards on pages 5-7.







Same or Different?



Circle



the items in each row that are the same.

1.



2.



3.



4.



5.



6.






7.


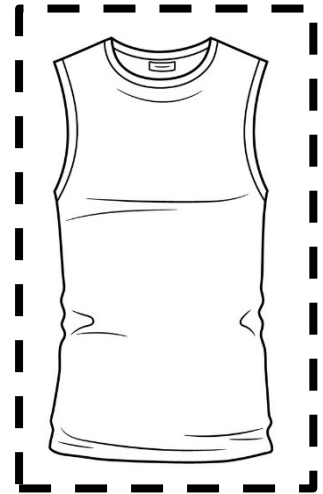
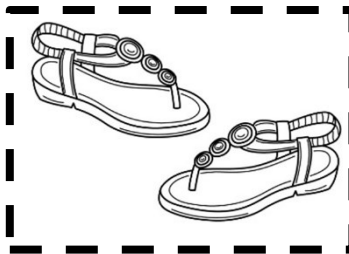


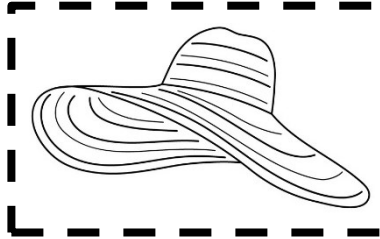



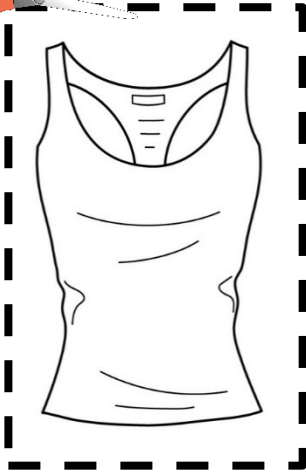


Colour the Clothing



- i** Choose **4** clothing items on the next page that you like to wear and  them out. Then glue  them in the box and colour them with your favourite colours.

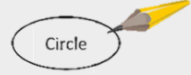




What is he wearing?



Look at the picture of the man below.



all the items in the box that he is wearing.



What are they wearing?



Look at the picture of the two people below.



Circle all the items in the box that they are wearing.



What is she wearing?



Look at the picture of the woman below.



all the items in the box that she is wearing.



Choosing Clothing

i Look at the weather forecast.



what Navleen should wear.

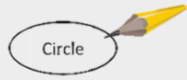
Monday



28° C



i Look at the weather forecast.



what Deepak should wear.


Thursday



12° C



How Many Syllables?

i Clap 🖐️ out the words and  the correct number of syllables.

1.



2.



3.



4.



5.



6.



7.



8.



9.



Summer Clothing Chant



one hat

two hats



three hats

four



five hats

six hats



seven hats

more



“a” or “ɑ”

i Some clothing words use “ɑ” and some words don’t. Look at the examples below.

Ex. **a sundress**  (2 words)

shorts  (1 word)




i Practice saying the items in the table on the next page. Use “ɑ” for the words in the first column, and don’t use “ɑ” for the words in the second column.

a	a
a 	
a 	
a 	
a 	
a 	
a 	
a 	

“a” or “a”

i




the pictures on pg. 23. If it uses “a”, glue  it in the “a” box. If not, glue it in the ~~“a”~~ box.


a

~~a~~



What to bring/wear to the party

i Listen  to the audio instructions [here](#) about what to bring and wear to the party.

 Circle the items you should bring/wear.

~~Cross out~~ the items NOT to bring/wear (don't bring/wear...)

Ex.



1.



2.



3.



4.





5.



First Letters



Listen  to your teacher say the words and
 the correct first letter(s).

Circle

1.



b

t

2.



c

s



3.



s

z

i

Listen  to your teacher say the words and
 the correct first letter(s).

Circle

4.



ch

sh

5.



b

h

6.



sn

v

7.



l

t



the words and glue  on the back of the

picture flashcards from pages 5-7.

sunglasses

sandals

towel

swimsuit

sunscreen

hat

sneakers

shorts

light jacket

t-shirt

tank top

sundress

Drawing Clothing



Read



and draw



.

t-shirt



sunglasses





Read



and draw





sundress



hat



First Letters #2

i Look at the pictures. Say  the word and write  the letter(s) that makes the first sound.

1.



__unglasses

2.



__at

3.



__ __imsuit

4.



__owel

5.



__ __orts

6.



__unscreen


7.



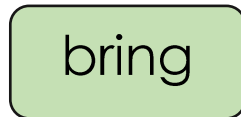
__ight __acket

Please bring...


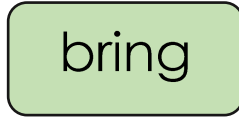
i You are going to the outdoor pool on Saturday with a friend. It will be sunny and hot.

- Look at the pictures and tell  your partner what to bring to the party.
- Count each word on your finger to help you remember. Remember to use “a” for some words.

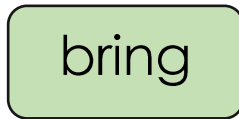
1.



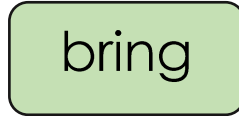
2.



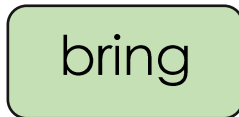
3.




4.



5.





the cards. Use these cards and your picture flashcards to make sentences. Practice saying  the sentences with your partner.



Please

a

bring



Don't

Skill-Using Activity (CLB 1)



Listening to Clothing Requirements

2 – Comprehending Instructions



Name: _____ Date: _____



Listen  to your teacher and  which items to bring to the summer party.



Skill-Using Activity (CLB 1)



Giving Clothing Instructions


2 – Giving Instructions



Name: _____ Date: _____

i You are having a pool party on Saturday. It will be sunny.

1.  three items you want your partner to bring and tell  them ("Please bring...")

2. Then  how you did on the next page.





Self-Assessment



Not Yet



Almost There



Successful


Summer Activities

i Look at the pictures and discuss the questions below as a class.


- ? *What are these activities?*
- ? *What kinds of clothing can you wear?*



Reading a Party Invitation - Foundation

i Read  the text below. Then discuss the following questions as a class.


- ?** *What words and pictures can you see in the invitation?*
- ?** *Have you received an invitation before? When?*



Please bring...


• a hat 

• a swimsuit 


i Look at the note on pg. 41 and  the pictures below that are the same as in the note.



Reading a Party Invitation – CLB 1L

i Read  the invitation below as a class to see what to bring to the party. Answer the questions on the next page as a class.

Hi Annie,



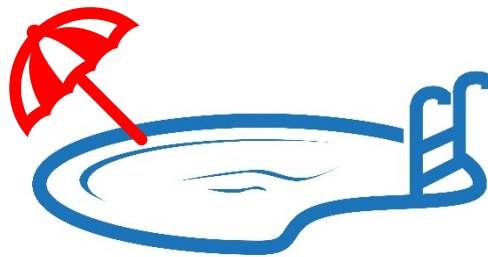
You are invited to my pool party.



Please bring sunglasses, a swimsuit and a towel.

See you on Sunday, August 13th at 2:00 p.m.

From,

Donna



i Listen  to your teacher read the questions.
Highlight  or underline the answers in the invitation on pg. 43. with the corresponding colours.

1. **What is the date of the party?**

(Highlight/underline in )

2. **What time is the party**

(Highlight/underline in )

3. **Who is the invitation from?**



(Highlight/underline in )






the items below to bring to the party
(from the invitation on page 43.)



Matching Words

i Read  the words under the pictures and
 the word that is the same.

1.  t-shirt	socks towel t-shirt
2.  sandals	hat sandals sunglasses
3.  hat	hat hand towel

4.



swimsuit

socks swimsuit t-shirt

5.



tank top

sundress tank top towel

6.



shorts

shorts sundress **watch**

7.











sunglasses

shorts sundress sunglasses

Matching Words and Pictures


i Draw  a line to match each word to a picture.

1. t-shirt ●	● 
2. sundress ●	● 
3. hat ●	● 


4. sandals ●	● 
5. sunglasses ●	● 
6. shorts ●	● 
7. towel ●	● 
8. swimsuit ●	● 

Days of the Week #1



Look at the weather forecast and  the day that is the same.


1.

Monday

12°C

Monday

Wednesday

2.

Thursday

14°C

Thursday

Saturday

3.


Sunday

19°C

Friday

Sunday

4.

Wednesday

10°c

Sunday

Wednesday

5.


Saturday

13°c

Saturday

Sunday


6.

Friday

29°c

Friday

Saturday

7.

Tuesday

16°c

Tuesday

Thursday

Days of the Week #2



the days of the week on the next page and



glue the words beside the same day of the week

in the table below.

1.	Sunday	
2.	Monday	
3.	Tuesday	
4.	Wednesday	
5.	Thursday	
6.	Friday	
7.	Saturday	



Sun.

Mon.

Tue.

Wed.


Thu.

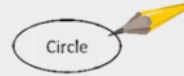
Fri.

Sat.


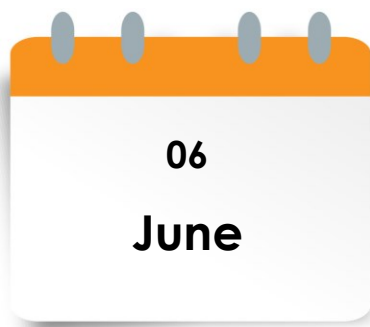
Summer Months #1



Read  the months and
months.



the summer



*The early part of September is considered summer by many.

Summer Months #2



Trace the summer months.

1.

June

June

2.

July

July

3.

August


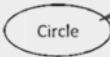
August

4.

September

September

Matching Sentences and Pictures

i Read  the sentences and  the correct pictures.

1. **Please bring sandals and sunglasses.**



2. **Please bring a swimsuit and a towel.**



3. Please bring shorts and a t-shirt.



4. Please bring a sundress and a hat.



5. Please bring shorts and sandals.



6. Please bring sunscreen, a swimsuit and sunglasses.



7. Please bring a light jacket, sneakers and a hat.



i



Trace the clothing words.

1.



swimsuit

2.



tight jacket

3.



sneakers

4.



sandals

5.



towel

6.



sunglasses

Reading a Digital Clock #1



Read  each clock and  the matching time.

1.



12:00

2:00

2.



4:00

4:30

3.



6:00

8:00

4.



1:00

11:00

5.



10:00

10:30

6.



2:00

9:00

7.



6:30

8:30

Tracing Digital Clock Times



Read

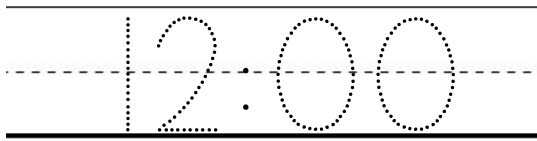


the clocks and

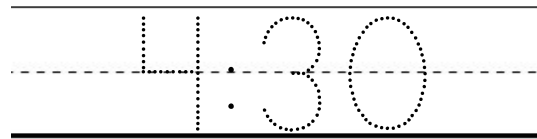


trace the times.

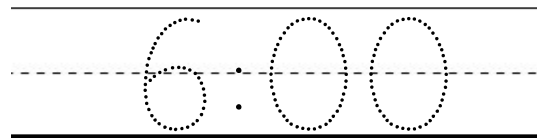
1.



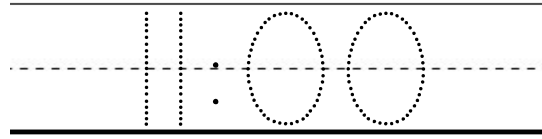
2.



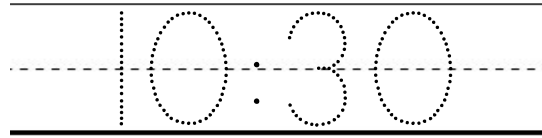
3.



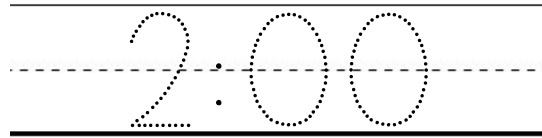
4.



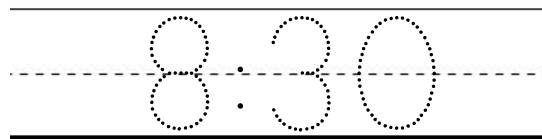
5.






6.



7.



Reading Party Dates and Times

i Read  each sentence. Highlight  the date in **yellow** and the time in **pink**. Then write  the date and time in the blank spaces below the sentence.

Ex. **See you on July 25th at 2:00 p.m.**

Date: July 25th Time: 2:00 p.m.

1. **See you on August 13th at 11:00 a.m.**

Date: _____ Time: _____

2. **See you on June 29th at 1:00 p.m.**

Date: _____ Time: _____

3. **See you on September 2nd at 1:30 p.m.**

Date: _____ Time: _____

4. **See you on August 25th at 3:00 p.m.**

Date: _____ Time: _____

5. **See you on June 21st at 12:00 p.m.**

Date: _____ Time: _____


6. **See you on July 31st at 4:30 p.m.**

Date: _____ Time: _____

Reading a Party Invitation

2 – Comprehending Instructions




i Read  the note below to see what to bring to the party. Look at the pictures on the next page.



the items that are the same as in the note.

Name: _____ Date: _____



Please bring...

• a towel



• sunglasses





Circle the items that are the same as in the note on pg. 67.




Reading a Party Invitation

2 – Comprehending Instructions



Name: _____ Date: _____

i Read  the invitation below and answer the questions on the next page.


Hello Heather,



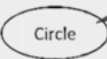
You are invited to my pool party.

Please bring a swimsuit, sunscreen and a towel.

See you on July 8th at 2:30 p.m.

From,
Jeremy



i Listen  to your teacher read the questions.
Highlight  answers in the invitation on pg. 69
and  the items in the box for question 4.

1. **What is the date of the party?** (highlight in **yellow** )

2. **What time is the party?** (highlight in **pink** )

3. **Who is the invitation from?** (highlight in **blue** )

4.  the items in the box the invitation asks you to bring to the party.



Tracing Clothing Words #2

i



Trace the words using the guidelines.

1.



hat

2.



sundress

3.



shorts

4.



sunscreen

5.



t-shirt

6.



tank top

Tracing Names

i



Trace the names using the guidelines.

1.



Amina

Amina

2.



Sam

Sam

3.



Herlinda

Herlinda

4.



Alex

Alex

Read Cover Write Check



Read



cover



write



check



.

1.



hat

2.



swimsuit

3.



t-shirt

4.



shorts



Read



cover



write



check



.

5.



jacket

6.



sunglasses

7.



sneakers

8.



tank top

Writing Names

i Write  the names using the guidelines.

1.



Amina

2.



Sam

3.




Herlinda

4.



Alex

Writing Names #2

i Write  the names of **three** (3) of your classmates that you would could invite to a summer party using the guidelines. You can copy from their name cards if they have them.

1.

2.

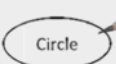



3.

Completing an Invitation

1 – Interacting With Others



Name: _____ Date: _____

i Choose and  **one** (1) summer clothing item a friend can bring to a sunny day at the park. Write  the name of your friend, draw  a picture of the item and write  the word to match.



swimsuit



sunscreen



hat



gloves





sunglasses



toque

To



Bring

.

Completing an Invitation



1 – Interacting With Others

Name: _____ Date: _____

i Complete the summer party invitation on the next page using the name of a classmate, the word bank below and your name.



swimsuit



sunscreen



hat



gloves




towel



toque

Hi _____,



Please come to our
summer party at the park.

When: Sat. July 22, 2023

Time: 12:00 - 3:00 p.m.





Please bring _____

and _____.

From _____.

Name: _____ Date: _____

Summer Clothing Learning Reflection

i Write  a  in the boxes below the summer clothing words you can say without help.



CLB Assessments





CLB 1 Listening Assessment

Name: _____ **Date:** _____

Task: Listening to Clothing Requirements

Competency: Comprehending Instructions

Instructions: Listen to the speaker and **only** circle which clothing items to bring to the summer party.

- Identifies positive and negative commands. (Qs 1-5)

Result



Not Yet

0-4



Almost There

5-6




Successful

7-10

CLB 1 Listening Assessment



- Listen and  which clothing to bring to the summer party.



* *For Instructor Only*



CLB 1 Listening Assessment

- ▶ Read this script to learners three times so they can complete the assessment on the previous pages.

Listening Script #1

1. For the summer party, bring sunglasses and a hat.
2. Wear sunscreen.
3. Bring your swimsuit and a towel.
4. Don't bring a jacket.



CLB 1 Speaking Assessment

Name: _____ **Date:** _____

Task: Giving summer clothing instructions

Competency: Giving Instructions

Instructions: Look at the weather forecast and tell your friend what to bring or wear to the summer party.

You can give summer clothing instructions.

Yes

No

- Use “bring...” or “wear” to give 3-4 instructions about summer clothing. / 6
- Use courtesy words such as “Please”. / 2

Result



Not Yet

0-3



Almost There

4-5



Successful

6-8

Feedback

Saturday



25° C

CLB 1 Speaking Assessment



Sample Instructions

- (Please) bring (a) ... sunglasses / sunscreen / hat
- (Please) wear (a) ... t-shirt / shorts / sandals / tank top

Instruction Given	Notes
1.	
2.	
3.	
4.	



Foundation Literacy Reading Assessment

Name: _____ **Date:** _____

Task: Reading a Simple Summer Party Checklist/Invitation

Competency: Comprehending Instructions

Instructions (for instructors): Place 5-6 realia of summer clothing items on the table or desk, two of which are the items on the note on the next page. Give learners the note to read. Have learners select the two pieces of summer clothing that correspond to the note. You can use large colour pictures if realia is not available. Learners get 4 points for each item on the invitation that they identify correctly.

- Associate text and photos with realia.
- Match familiar words and pictures to realia.

Result

Item #1 = ____/4

Item #2 = ____/4




Not Yet
0-3



Almost There
4-5



Successful
6-8



Please bring...

- a swimsuit



- sunscreen





CLB 1L Reading Assessment

Name: _____ **Date:** _____

Task: Reading a Summer Party Invitation

Competency: Comprehending Instructions and Interacting with Others

Instructions: Instructor will read questions orally to learner and learner will write or circle responses.

- Find the time and date. (Qs 1-2)
- Find what to bring to the party. (Q 3)

Result



Not Yet

0-4



Almost There

5-6



Successful

7-10

Hi Donna,

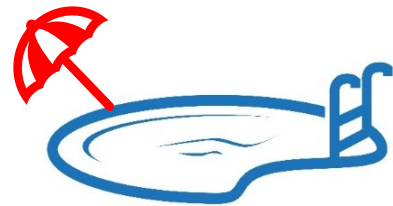
You are invited to my pool party.

Please bring a towel, sunglasses and a hat.

See you on Sat. June 24th at 1:00 p.m.

From,

Jeremy



1. **What is the date of the party?** _____ (/2)
2. **What time is the party?** _____ (/2)
3. **Circle the items in the box to bring to the party.** (/6)
(2 points for each correct item)





Foundation Literacy Writing Assessment

Name: _____ **Date:** _____

Task: Completing a Summer Party Invitation

Competency: Interacting With Others

Instructions: Learners can use their flashcards and a classmate's name card to copy from.

You can complete a simple invitation.

Yes **No**

- Draws a picture of one item to bring to the party. / 2
- Copies the name of the item and the recipient somewhat legibly. / 6

Result



Not Yet
0-3



Almost There
4-5



Successful
6-8

Feedback

Foundation Literacy Writing Assessment



- Draw a picture of clothing a friend can wear to the pool party. Write your friend's name and the name of the clothing (*you can use your flashcards and a classmates name card to copy from*)

To _____



Bring _____

_____ .




CLB 1L Writing Assessment

Name: _____ Date: _____

Task: Completing a Summer Party Invitation

Competency: Interacting With Others

You can complete a summer party invitation.	Yes	No
• Address the message with the recipient's name.		/ 2
• Includes the name of sender (own name).		/ 2
• Writes the names of two items to bring to the party.		/ 4

Result			
			
	Not Yet 0-3	Almost There 4-5	Successful 6-8


Feedback	

CLB 1L Writing Assessment



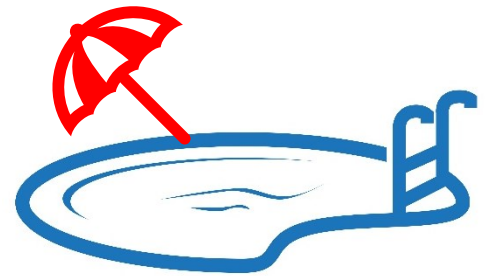
Instructions: Complete the summer party invitation using the name of a classmate, the word bank on the next page, and your name.

Hi _____,



Please come to our
summer pool party!

When: Sat. June 29, 2023



Time: 2:00 - 5:00 p.m.

Please bring _____

and _____.

From _____.

Word Bank



sunglasses



sneakers



a swimsuit



a hat



sunscreen



socks