




**Literacy Centre
of Expertise**

Presented by The Immigrant
Education Society (TIES)

Literacy
Foundation
Literacy 1




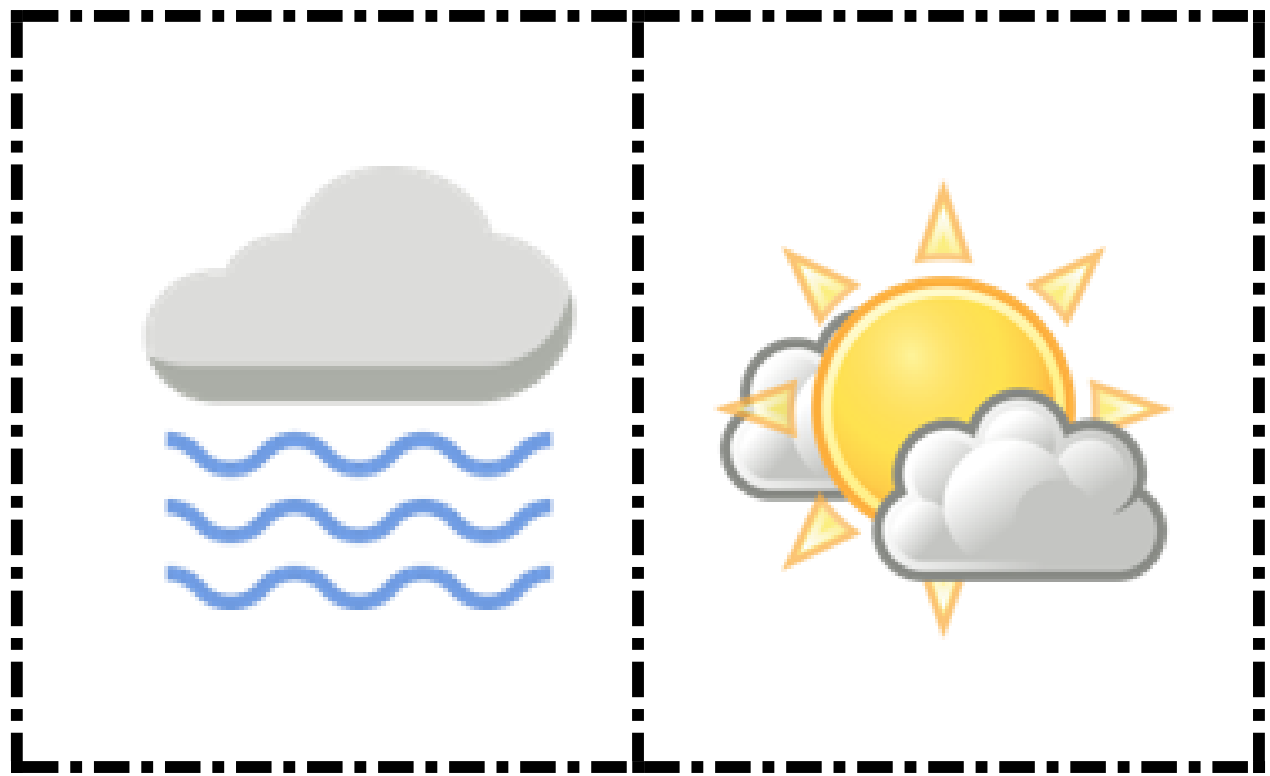

Student Package

Winter Weather Module

- **Skill Building and Skill Using Worksheets**
- **Needs Assessment**
- **Goal Setting**
- **Learner Reflection**
- **Formal Task Assessment**









sunny

cloudy

snowing


windy

partly sunny


foggy



hot



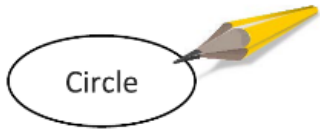


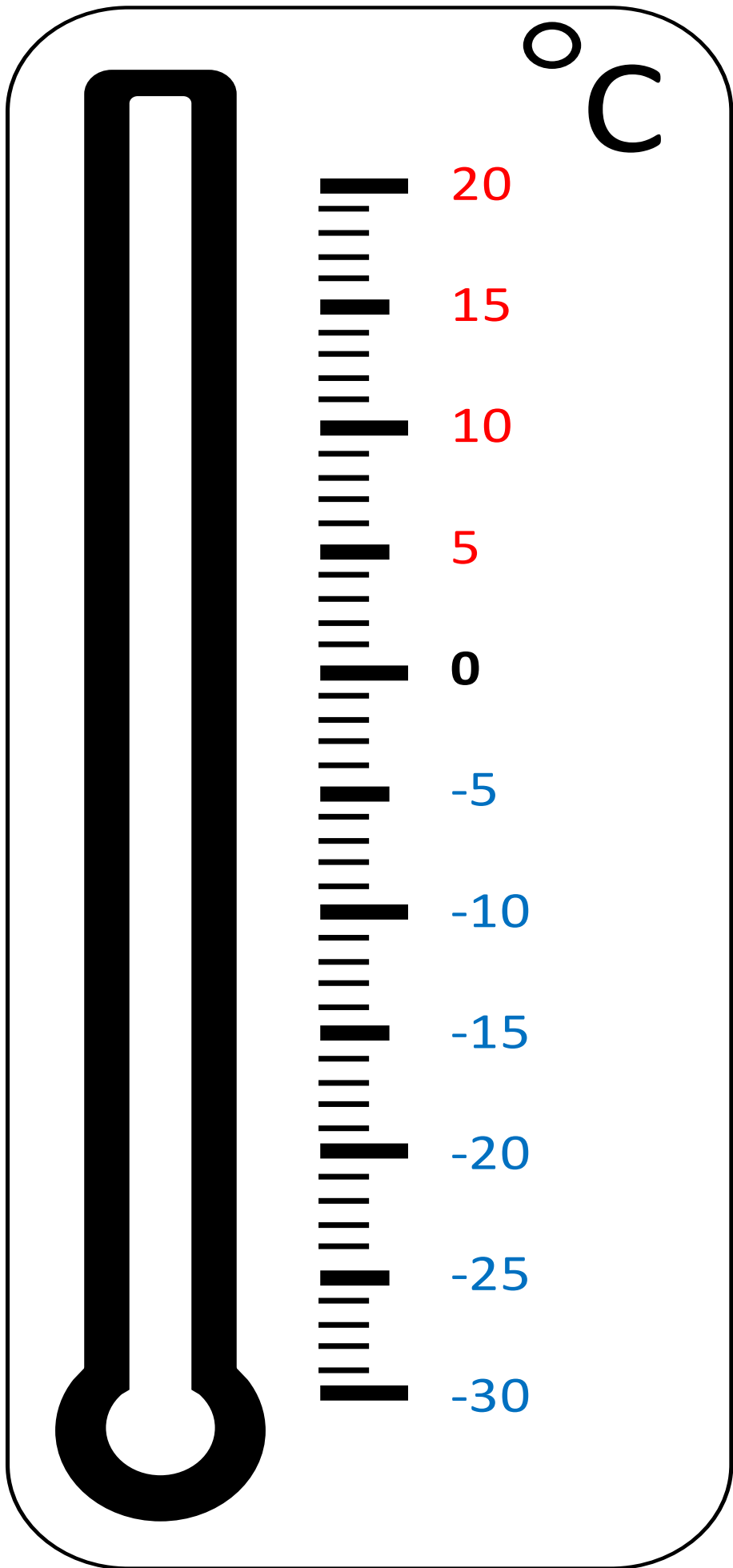



mild



cold

How is the weather today?





Write the temperature in numbers







Name: _____

Goal Setting

Put a for yes, I want to learn about it or an for no, I don't want to learn about it.

I want to

	listen to a weather forecast	
	talk about the weather	
	read weather symbols	
	write about the weather	

Name: _____

What do the trees look like outside today?



Draw what the trees look like today.



Name: _____

Do you like winter in Canada?



Circle

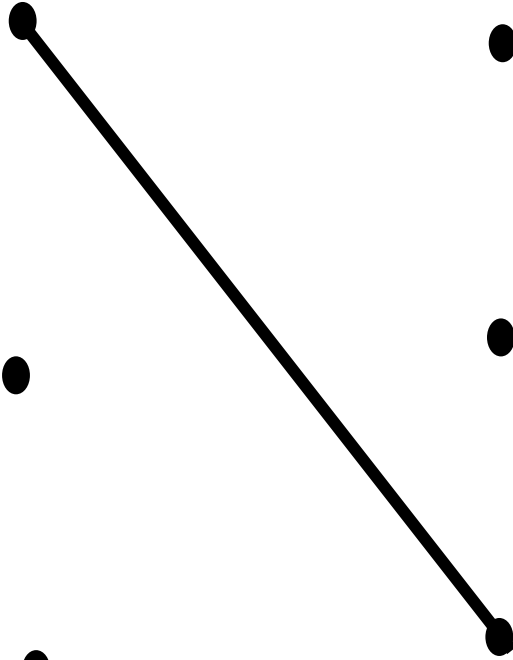
Yes

No

Name: _____

Draw a line from the word to the image.

1.



2.



3.



4.



5.



Cut  and  glue.

It	partly sunny	•	is
is	snowing	•	It
is	mild	•	It

Name: _____

1.

It

is

partly sunny



2.

It

is

mild



3.


It

is

snowing



Monday




-10^oC

Wednesday



-15^{°C}

Saturday



0^oC

Name: _____

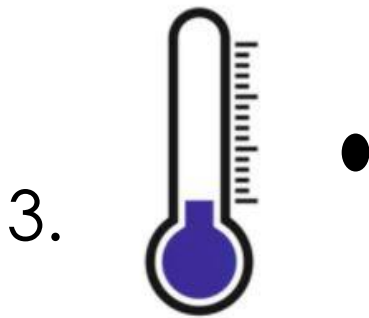
Draw a line from the word to the image.



● cold



● sunny



● partly sunny



● foggy

Name: _____

Read  and draw .

snowing

windy

cloudy

partly sunny


Name: _____

Copy  the sentences.

1. **It is windy.**



2. **It is cold.**



3. **It is snowing.**



Name: _____

Copy  the sentences.

1. It is sunny.









2. It is foggy.



3. It is cloudy.






		
		
Wednesday	Tuesday	
Thursday	Friday	

Name: _____




Listen  to the weather report. Glue  the day and weather. Write  the temperature.





Monday		-10°c

Name: _____





Ask three friends the three questions. Circle  how they did.







Monday	Tuesday	Wednesday
		
- 5 ⁰ c	- 20 ⁰ c	- 25 ⁰ c

1. What day is it?	
2. How is the weather?	
3. What is the temperature?	
Me	 
My friend	 

1. What day is it?
2. How is the weather?
3. What is the temperature?


Me	 
My friend	 

1. What day is it?
2. How is the weather?
3. What is the temperature?

Me	 
My friend	 

Name: _____

Circle  what Parveen should wear.


Thursday

- 20°C












Name: _____

Learning Reflection




Circle  what you understand and can say.

Name: _____

Learning Reflection



Write  four weather words and read them to a friend.

1.

2.




3.

4.

Listening



Name:		
Date:	CLB 1	
Real Life Task To be explained orally to learners.	Listening to a Weather Forecast Comprehending Information	
Instructions To be explained orally to learners.	Cut out the days, weather, and temperature. Listen to two different weather forecasts and choose the correct pictures. Example: Wednesday is cloudy. It is -15°C. Student shows three cards. 1 point per card.	
Indicators of Ability	<ol style="list-style-type: none"> Identifies a few obvious factual details, such as number, letters, times, and dates. Indicates comprehension with appropriate verbal and non-verbal responses. 	
<p>Successful</p> <p>✓✓✓</p> <p>6 - 5 correct</p>	<p>Almost There</p> <p>✓✓</p> <p>4 - 3 correct</p>	<p>Not Yet</p> <p>✓</p> <p>2 - 0 correct</p>
How much help did the learner need?		
No help	Some help	Lots of help
Result and Instructors Comments:		
<div style="border: 2px solid black; width: 100px; height: 100px; display: flex; align-items: center; justify-content: center; margin: 0 auto;"> /6 </div>		

Monday	Tuesday	Wednesday
		
0^{°C}	-5^{°C}	-15^{°C}

Speaking




Name:			
Date:		CLB 1	
Real Life Task To be explained orally to learners.	Talking About the Weather Sharing Information		
Instructions To be explained orally to learners.	Answer questions about the weather from your teacher. 1. What day is it? 2. How's the weather today? 3. What is the temperature? 4. Do you like this weather?		
Instructor Feedback Discuss with learner	Yes	Ok	No
Communication was easy to understand.			
Answered the questions correctly.			
Used hand gestures and eye contact to support communication.			
Result			
<p>Successful</p> <p>✓✓✓</p> <p>8 - 6 correct answers</p>	<p>Almost There</p> <p>✓✓</p> <p>5 - 4 correct answers</p>	<p>Not Yet</p> <p>✓</p> <p>3 - 0 correct answers</p>	
How much help did the learner need?			
No help	Some help	Lots of help	
Result and Instructors Comments:			
<div style="border: 2px solid black; padding: 10px; display: inline-block;">/8</div>			

Reading



Name:		
Date:	Literacy Foundation	
Real Life Task To be explained orally to learners.	Reading a Weather Forecast Comprehending Information	
Instructions To be explained orally to learners.	Look at the weather chart for one day and answer the oral questions. 1. What day is it? 2. How is the weather? 3. What is the temperature? (X2) 1 point for each correct answer.	
Literacy Skills	<ol style="list-style-type: none"> 1. Begins to understand that information can be represented in a picture chart. 2. Recognizes and understands the significance of a few common weather symbols. 3. Attends to the first letter and its corresponding sound when guessing or locating a highly familiar word. 	
<p>Successful</p> <p>✓✓✓</p> <p>6 - 5 correct actions</p>	<p>Almost There</p> <p>✓✓</p> <p>4 - 3 correct actions</p>	<p>Not Yet</p> <p>✓</p> <p>2 - 0 correct action</p>
How much help did the learner need?		
No help	Some help	Lots of help
Instructors Comments:		
<div style="border: 2px solid black; padding: 10px; display: inline-block;"> <p>/6</p> </div>		

Monday



-5° C

Wednesday








-20^oC

Reading



Name:		
Date:	Literacy 1	
Real Life Task To be explained orally to learners.	Reading the Weather Forecast Comprehending Information	
Instructions To be explained orally to learners.	Look at the weather chart and answer the oral questions. 1. How is the weather on Monday? 2. What is the temperature? 3. Is it hot, mild, or cold?	
Literacy Skills	<ol style="list-style-type: none"> 1. Begins to understand that information can be represented in a picture chart. 2. Recognizes and understands the significance of a few common weather symbols. 3. Attends to the first letter and its corresponding sound when guessing or locating a highly familiar word. 	
<p>Successful</p> <p>✓✓✓</p> <p>6 - 5 correct actions</p>	<p>Almost There</p> <p>✓✓</p> <p>4 - 3 correct actions</p>	<p>Not Yet</p> <p>✓</p> <p>2 - 0 correct action</p>
How much help did the learner need?		
No help	Some help	Lots of help
Instructors Comments:		
<div style="border: 2px solid black; padding: 10px; display: inline-block;"> <p>/6</p> </div>		

Monday		-10^{°C}
Tuesday		-10^{°C}
Wednesday		-5^{°C}
Thursday		-15^{°C}
Friday		-20^{°C}


Writing



Name:			
Date:		Literacy Foundation	
Real Life Task To be explained orally to learners.	Writing Sentences about the Weather Reproducing Information		
Instructions To be explained orally to learners.	Copy the sentences about winter weather.		
Teacher Feedback Discuss with learner	Yes	Ok	No
1. Completed two sentences with three words each.			
2. Formed letters legibly.			
3. Wrote within the lines.			
4. Put a period at the end of a sentence.			
Result			
<p>Successful</p> <p>✓✓✓</p> <p>8 - 6 points</p>	<p>Almost There</p> <p>✓✓</p> <p>5 - 4 points</p>	<p>Not Yet</p> <p>✓</p> <p>3 - 0 points</p>	
How much help did the learner need?			
No help	Some help	Lots of help	
Instructor's Comments:			
<div style="border: 2px solid black; padding: 10px; display: inline-block;"> <p>/8</p> </div>			



snowing



cold

-15°C

1. **It is**

2. **It is**

3. **It is**

Writing



Name:			
Date:		Literacy 1	
Real Life Task <small>To be explained orally to learners.</small>	Writing Sentences about the Weather <small>Reproducing Information</small>		
Instructions <small>To be explained orally to learners.</small>	Look out the window and copy three sentences about the weather.		
Teacher Feedback <small>Discuss with learner</small>	Yes	Ok	No
1. Copied three correct sentences.			
2. Wrote on the line, formed letters legibly and used good spacing			
3. Adjusted print size to fit in the space provided.			
4. . Put a period at the end of each sentence.			
Result			
<p>Successful</p> <p>✓✓✓</p> <p>8 - 6 points</p>	<p>Almost There</p> <p>✓✓</p> <p>5 - 4 points</p>	<p>Not Yet</p> <p>✓</p> <p>3 - 0 points</p>	
How much help did the learner need?			
No help	Some help	Lots of help	
Instructor's Comments:			
<div style="border: 2px solid black; padding: 10px; display: inline-block;">/8</div>			

-15°C






It is partly sunny.



It is snowing.



It is hot.



It is cold.

It is -15°C .

It is 20°C .

1. _____.

2. _____.

3. _____.

© 2022 Literacy Centre of Expertise

Funded by IRCC (Immigration, Refugees and Citizenship Canada)

Reproduction of this material is permitted for non-commercial, educational use only. For any questions regarding use, please contact the Literacy Centre of Expertise:

<https://www.immigrant-education.ca/literacycentre/contact/>

All images are used with permission.



**Literacy Centre
of Expertise**

Presented by The Immigrant
Education Society (TIES)