



**Literacy Centre  
of Expertise**

Presented by The Immigrant  
Education Society (TIES)

# Kasi and Dami Book #2

## Stories 6-10

### Teacher's Guide





## Kasi and Dami: Lessons Overview

- There are ten stories total. The ten stories are organized into two books (Book 1: Stories 1-5 and Book 2: Stories 6-10). Please see the lesson breakdown on the following page for more information.
- Each story can be used over three lessons (A, B and C).
- Each pair of stories (1-2, 2-4, 5-6, 7-8, 9-10) focus on one short vowel sound. Please see the lesson breakdown on the following page for more information.
- The pages in the student's book are numbered exactly the same as the teacher's guide for organization. The teacher's guide includes the same activities but includes answers and everything needed to administer the activities.

# Kasi and Dami: Lessons Breakdown

Story	Beg. and End. Sounds	Word Families / Short Vowels	Sight Words
<b>Book 1</b>			
1 – Meet Kasi and Dami	Beg: d/k/m/w End: d/m/n	ad / am / an / at	This / is / a / They
2 – Where are you from?	Beg: C/h/N/Th End: a/n/s	a	from / live / are Nigeria
3 – Kids	Beg: a/b/e/k End: a/n/er	ed / en / et	and / have / his / her
4 – Kasi and Dami’s House	Beg: g/h/r/v End: a/d/n	e	They / house / a / The
5 – Let’s Eat!	Beg: e/f/l End: m/s/t	id / ig / it	to / likes / She / He
<b>Book 2</b>			
6 – The Family Computer	Beg: c/f/i End: er/n/t	i	computer / the too / use
7 – Pets	Beg: b/d/f/p End: g/t/x	og / ot / ox	family / have / The / in
8 – School	Beg: b/h/s/st End: a/l/s	o	and / go / take / study
9 – Saturday	Beg: b/s End: ay/d/ing	ug / un / ut	Saturday/ Everyone / sleeping
10 – Let’s Travel!	Beg: b/h/s/tr End: ch/l/t	u	travel / places / in



**Literacy Centre  
of Expertise**

Presented by The Immigrant  
Education Society (TIES)

# Kasi and Dami Book #2

## Stories 6-10



# Story #6: The Family Computer

1. This is Kasi and Dami's family.




2. They have a computer.

3. This is Eki.



4. She likes the computer.

5. This is Bola.



6. He likes the computer too.


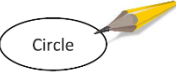
7. Eki and Bola use the internet.



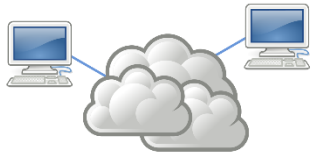


8. They have fun.

# Lesson #6A: The Family Computer



## Activity 1 – Beginning Sounds

- Listen  and circle  the letter that matches the **beginning** sound of each word.


	1. <input checked="" type="radio"/> c      p      s
	2.      a      c <input checked="" type="radio"/> f
	3.      e <input checked="" type="radio"/> i      u


# Lesson #6A: The Family Computer


## Activity 2 – Short “i” Vowel


- Listen  and circle  the pictures that have the short **i** vowel sound.


1.   
(dig)


2.   
(man)


3.   
(lid)

4.   
(ten)

5.   
(sit)

6.   
(bus)



7.   
(kid)




8.   
(fig)

9.   
(van)

# Lesson #6B: The Family Computer

## Activity 3 – Ending Sounds

- Listen  and circle  the letters that match the **ending** sound of each word.



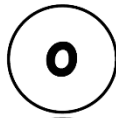




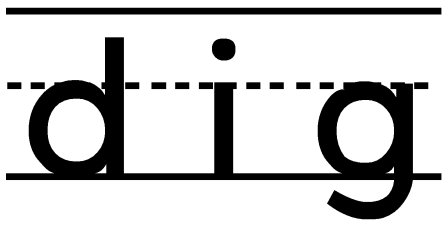







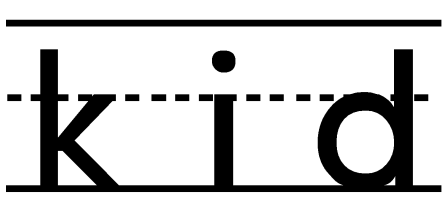







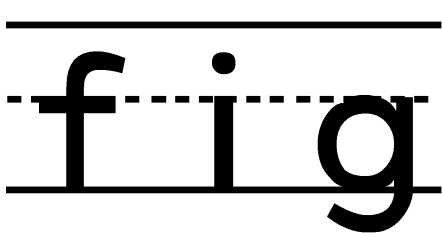







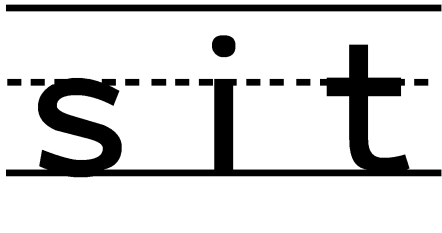
 (internet)	1.    d            m <b>t</b>
 (computer)	2.    b <b>er</b> t
 (fun)	3. <b>n</b> s            x



# Lesson #6B: The Family Computer

## Activity 4 – Blending Short “i” Words

- Colour the letters to blend the word. Then copy the word.

1.		     	
2.		     	
3.		     	
4.		     	

## Lesson #6B: The Family Computer

### Activity 5 – Sight Words

- Trace the sight words. Copy each sentence.

1. They have a computer.

They have a computer.

2. She likes the computer.

She likes the computer.

3. He likes the computer too.

He likes the computer too.

4. They use the internet.

They use the internet.

## Lesson #6C: The Family Computer

### Activity 6 – Beg. and End. Sounds Check

- Listen  and write  the letters that match the **beginning** and **ending** sounds for these words.

#### Beginning Sounds


1. computer
2. internet
3. fun

#### Ending Sounds





4. internett
5. funn
6. computerr

# Lesson #6C: The Family Computer

## Activity 7 – Sight Words Check

- Match and write  the sight words.
- ~~Cross out~~ each word after you use it.


• the	• use	• computer	• too
-------	-------	------------	-------




	1. They have a <u>computer</u> .
	2. She likes <u>the</u> computer.
	3. He likes the computer <u>too</u> .
	4. They <u>use</u> the internet.

# Lesson #6C: The Family Computer

## Activity 8 - **Comprehension**

- Circle the answer.



	<p>1. They have a <span style="float: right;">car.</span> <span style="float: right;"><b>computer.</b></span></p>
	<p>2. Bola <span style="margin-left: 20px;"><b>likes</b></span> <span style="float: right;">the computer.</span> <span style="margin-left: 20px;">eats</span></p>
	<p>3. They use the <span style="float: right;">bus.</span> <span style="float: right;"><b>internet.</b></span></p>

# Story #7 – Pets

1. This is Kasi's family.
2. They have two pets.



3. They have a dog.
4. The dog digs.


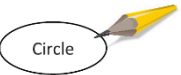






5. They have a cat.
6. The cat sits in a box.



# Lesson #7A: Pets



## Activity 1 – Beginning Sounds










- Listen  and circle  the letter that matches the **beginning** sound of each word.

 (pets)	1.      d <b>p</b> t
 (family)	2. <b>f</b> l      n
 (dig)	3.      b <b>d</b> h
 (box)	4. <b>b</b> d      m

# Lesson #7A: Pets

## Activity 2 – Short “o” Word Families



- Listen  and circle  the pictures that have the same short **o** word families.





1. <b>og</b>	a)  (dog)	b)  (frog)	c)  (kid)
2. <b>ot</b>	a)  (hot)	b)  (dig)	c)  (pot)
3. <b>ox</b>	a)  (box)	b)  (sit)	c)  (fox)



# Lesson #7B: Pets



## Activity 3 – Ending Sounds

- Listen  and circle  the letter that matches the **ending** sound of each word.

 (dog)	1. c <input checked="" type="radio"/> g      t
 (cat)	2. b      p <input checked="" type="radio"/> t
 (box)	3. g      s <input checked="" type="radio"/> x
 (sit)	4. n <input checked="" type="radio"/> t      x

# Lesson #6B: The Family Computer

## Activity 4 – Short “o” Word Families

- Listen  and circle  the word family that has the same sound as the pictures.

<p>1.</p> <div style="display: flex; justify-content: space-around;">   </div> <div style="display: flex; justify-content: space-around; margin-top: 10px;"> <p>(hot)</p> <p>(pot)</p> </div>	<p>og    <b>ot</b>    ox</p>
<p>2.</p> <div style="display: flex; justify-content: space-around;">   </div> <div style="display: flex; justify-content: space-around; margin-top: 10px;"> <p>(frog)</p> <p>(dog)</p> </div>	<p><b>og</b>    ot    ox</p>
<p>3.</p> <div style="display: flex; justify-content: space-around;">   </div> <div style="display: flex; justify-content: space-around; margin-top: 10px;"> <p>(fox)</p> <p>(box)</p> </div>	<p>og    ot    <b>ox</b></p>

## Lesson #7B: Pets

### Activity 5 – Sight Words

- Trace the sight words. Copy each sentence.

1. This is Kasi's family.

This is Kasi's family.

2. They have two pets.

They have two pets.

3. The dog digs.

The dog digs.

4. The cat sits in a box.

The cat sits in a box.

## Lesson #7C: Pets

### Activity 6 – Beg. and End. Sounds Check

- Listen  and write  the letters that match the **beginning** and **ending** sounds for these words.

#### Beginning Sounds


1. pets
2. family
3. dog

#### Ending Sounds





4. digg
5. catt
6. boxx

# Lesson #7C: Pets

## Activity 7 – Sight Words Check

- Match and write  the sight words.
- ~~Cross out~~ each word after you use it.

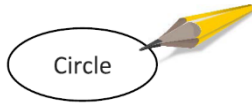
• family	• The	• in	• have
----------	-------	------	--------





	1. This is Kasi's <u>family</u> .
	2. They <u>have</u> two pets.
	3. <u>The</u> dog digs.
	4. The cat sits <u>in</u> a box.

# Lesson #7C: Pets

## Activity 8 - Comprehension

- Circle the answer.



	<p>1. They have two <input type="radio"/> cars. <input checked="" type="radio"/> pets.</p>
	<p>2. They have a <input type="radio"/> cat. <input checked="" type="radio"/> dog.</p>
	<p>3. The dog <input checked="" type="radio"/> digs. <input type="radio"/> sleeps.</p>
	<p>4. They have a <input checked="" type="radio"/> cat. <input type="radio"/> dog.</p>

# Story #8 – School

1. This is Eki and Bola.
2. They go to school.



3. Eki and Bola take the bus.
4. They like school.









5. Eki and Bola study at home.
6. They like to study.



# Lesson #8A: School

## Activity 1 – Beginning Sounds




- Listen  and circle  the letter that matches the **beginning** sound of each word.

 (school)	1.    h            p <b>s</b>
 (bus)	2.    a <b>b</b> c
 (study)	3.    b <b>s</b> v
 (home)	4. <b>h</b> l            p



# Lesson #8A: School

## Activity 2 – Short “o” Vowel

- Listen  and circle  the pictures that have the short  vowel sound.


1.



2.



3.



4.



5.



6.



7.



8.







9.



# Lesson #8B: School

## Activity 3 – Ending Sounds








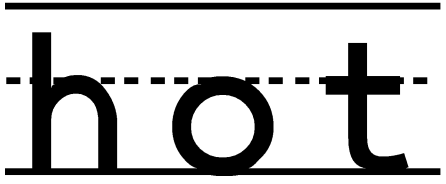







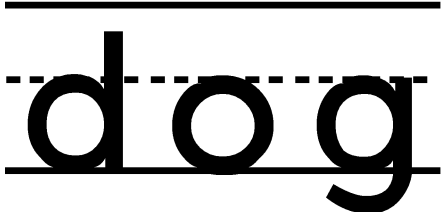







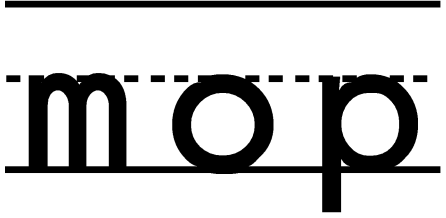







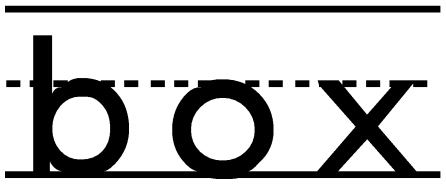







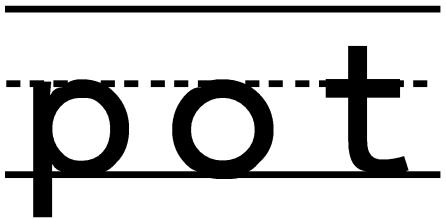
- Listen  and circle  the letter that matches the ending sound of each word.

 <p>(bus)</p>	1.    b                    p <b>s</b>
 <p>(school)</p>	2. <b>l</b> m                    p

# Lesson #8B: School

## Activity 4 – Blending Short “o” Words

- Colour the letters to blend the word. Then copy the word.

1.  (hot)	     	
2.  (dog)	     	
3.  (mop)	     	
4.  (box)	     	
5.  (pot)	     	

## Lesson #8B: School

### Activity 5 – Sight Words

- Trace the sight words. Copy each sentence.

1. This is Eki and Bola.

This is Eki and Bola.

2. They go to school.

They go to school.

3. They take the bus.

They take the bus.

4. They like to study.

They like to study.

## Lesson #8C: School

### Activity 6 – Beg. and End. Sounds Check

- Listen  and write  the letters that match the **beginning** and **ending** sounds for these words.

#### Beginning Sounds

1. school
2. bus
3. study
4. home

#### Ending Sounds





5. buss
6. schooll

# Lesson #8C: School

## Activity 7 – Sight Words Check

- Match and write  the sight words.
- ~~Cross out~~ each word after you use it.



• study	• go	• and	• take
---------	------	-------	--------

	1. This is Eki <u>and</u> Bola.
	2. They <u>go</u> to school.
	3. They <u>take</u> the bus.
	4. They like to <u>study</u> .

# Lesson #8C: School

## Activity 8 - **Comprehension**

- Circle the answer.



1. This is Eki and

**Bola.**  
Dami.



2. They go to

work.  
**school.**



3. They take the

**bus.**  
car.



4. They like to

work.  
**study.**

# Story #9 – Saturday

1. This is Kasi and Dami's family.



2. It is Saturday.

3. Everyone is in bed.

4. They have fun together.



5. They like Saturdays.


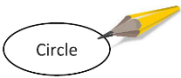
6. They like sleeping.








# Lesson #9A: Saturday



## Activity 1 – Beginning Sounds










- Listen  and circle  the letter that matches the **beginning** sound of each word.

 (Saturday)	1. M <b>S</b> Th
 (bed)	2. <b>b</b> d    h
 (sleeping)	3. c    j <b>s</b>

# Lesson #9A: Saturday


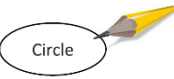
## Activity 2 – Short “u” Word Families




- Listen  and circle  the pictures that have the same short **U** word families.

1.  ug	a)  (bug)	b)  (dog)	c)  (rug)
2.  un	a)  (sun)	b)  (run)	c)  (pot)
3.  ut	a)  (cut)	b)  (box)	c)  (nut)

# Lesson #9B: Saturday



## Activity 3 – Ending Sounds










- Listen  and circle  the letters that match the ending sound of each word.

 (Saturday)	1. <input checked="" type="radio"/> ay       e       i
 (bed)	2.    b <input checked="" type="radio"/> d       t
 (sleeping)	3. <input checked="" type="radio"/> ing       ly       y

# Lesson #9B: Saturday

## Activity 4 – Short “u” Word Families

- Listen  and circle  the word family that has the same sound as the pictures.

1.  (rug)  (bug)	 un      ut
2.  (nut)  (cut)	ug      un 
3.  (sun)  (run)	ug  ut

## Lesson #9B: Saturday

### Activity 5 – Sight Words

- Trace the sight words. Copy each sentence.

1. It is Saturday.

It is Saturday.

2. Everyone is in bed.

Everyone is in bed.

3. They like sleeping.

They like sleeping.

## Lesson #9C: Saturday

### Activity 6 – Beg. and End. Sounds Check

- Listen  and write  the letters that match the **beginning** and **ending** sounds for these words.

#### Beginning Sounds


1. sleeping
2. bed
3. Saturday

#### Ending Sounds

4. bedd
5. sleeping
6. Saturday

# Lesson #9C: Saturday

## Activity 7 – Sight Words Check

- Match and write  the sight words.
- ~~Cross out~~ each word after you use it.


• sleeping	• Everyone	• Saturday
------------	------------	------------

	1. It is <u>Saturday</u> .
	2. <u>Everyone</u> is in bed.
	3. They like <u>sleeping</u> .

# Lesson #9C: Saturday

## Activity 8 - **Comprehension**

- Circle the answer.



	<p>1. It is</p> <p>Friday. <b>Saturday.</b></p>
	<p>2. Everyone is in</p> <p><b>bed.</b> the car.</p>
	<p>3. They like</p> <p>running. <b>sleeping.</b></p>




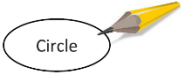
# Story #10 – Let's Travel!





1. This is Kasi, Dami, Eki and Bola.
2. They like to travel.
3. They like hot places.
4. They like the beach.
5. They have fun.
6. They sit in the sun.



# Lesson #10A: Let's Travel!



## Activity 1 – Beginning Sounds

- Listen  and circle  the letter that matches the **beginning** sound of each word.

 (sun)	1.      c                  h <b>s</b>
 (beach)	2. <b>b</b> e                  p
 (hot)	3.      f                  g <b>h</b>
 (travel)	4.      g <b>t</b> v

# Lesson #10A: Let's Travel!

## Activity 2 – Short “u” Vowel

- Listen  and circle  the pictures that have the short **U** vowel sound.

1.



(dog)

2.



(bus)

3.



(rug)

4.



(sun)

5.



(pot)

6.



(bug)

7.



(cut)

8.



(box)



9.






(run)

# Lesson #10B: Let's Travel!

## Activity 3 – Ending Sounds



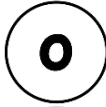





































- Listen  and circle  the letters that match the ending sound of each word.

 (sit)	1.      c                      l                      t
 (beach)	2.      ch                      sh                      th
 (travel)	3.      g                      l                      v

# Lesson #10B: Let's Travel!

## Activity 4 – Blending Short “u” Words

- Colour the letters to blend the word. Then copy the word.

1.	 (cup)	     	
2.	 (bus)	     	
3.	 (bug)	     	
4.	 (sun)	     	
5.	 (run)	     	

## Lesson #10B: Let's Travel!

### Activity 5 – Sight Words

- Trace the sight words. Copy each sentence.

1. They like to travel.

They like to travel.

2. They like hot places.

They like hot places.

3. They sit in the sun.

They sit in the sun.

## Lesson #10C: Let's Travel!

### Activity 6 – Beg. and End. Sounds Check

- Listen  and write  the letters that match the **beginning** and **ending** sounds for these words.

#### Beginning Sounds


1. travel
2. beach
3. sun

#### Ending Sounds



4. beachh
5. hott
6. travell

# Lesson #10C: Let's Travel!

## Activity 7 – Sight Words Check

- Match and write  the sight words.
- ~~Cross out~~ each word after you use it.

• in	• beach	• travel
------	---------	----------


	1. They sit <u>in</u> the sun.
	2. They like to <u>travel</u> .
	3. They like the <u>beach</u> .



# Lesson #10C: Let's Travel!

## Activity 8 - **Comprehension**

- Circle the answer.



	1. They like to <input type="radio"/> clean. <input checked="" type="radio"/> travel.
	2. They like the <input checked="" type="radio"/> beach. <input type="radio"/> bed.
	3. They <input checked="" type="radio"/> sit <input type="radio"/> sad in the sun.

## Image Credits:

### Lesson 6:

- a. Family Computer: [https://stock.adobe.com/ca/images/happy-family-using-laptop-on-the-sofa/100527729?prev\\_url=detail](https://stock.adobe.com/ca/images/happy-family-using-laptop-on-the-sofa/100527729?prev_url=detail)
- b. Computer: [This Photo](#) by Unknown Author is licensed under [CC BY-NC](#)
- c. Internet: [This Photo](#) by Unknown Author is licensed under [CC BY-SA](#)

### Lesson 7:

- a. Family Outside #1 ([https://stock.adobe.com/ca/images/happy-family-standing-outside-together/100529037?prev\\_url=detail](https://stock.adobe.com/ca/images/happy-family-standing-outside-together/100529037?prev_url=detail))
- b. Dog digging: [https://stock.adobe.com/ca/images/golden-retriever-dog-digging-hole/34574505?prev\\_url=detail](https://stock.adobe.com/ca/images/golden-retriever-dog-digging-hole/34574505?prev_url=detail)
- c. Cat in box: [https://stock.adobe.com/ca/images/cat-sitting-in-a-small-cardboard-box-and-looking-towards-camera/241702960?prev\\_url=detail&asset\\_id=241582587](https://stock.adobe.com/ca/images/cat-sitting-in-a-small-cardboard-box-and-looking-towards-camera/241702960?prev_url=detail&asset_id=241582587)
- d. Golden Retriever: [https://stock.adobe.com/ca/images/golden-retriever-laying-over-white-background/66749097?prev\\_url=detail](https://stock.adobe.com/ca/images/golden-retriever-laying-over-white-background/66749097?prev_url=detail)
- e. Dog and Cat (pets): [https://stock.adobe.com/ca/images/british-cat-and-golden-retriever/156099814?prev\\_url=detail&asset\\_id=156099814](https://stock.adobe.com/ca/images/british-cat-and-golden-retriever/156099814?prev_url=detail&asset_id=156099814)
- f. Cat: [https://stock.adobe.com/ca/images/portrait-of-brown-eyed-cat-isolated-on-white-background/71588194?prev\\_url=detail](https://stock.adobe.com/ca/images/portrait-of-brown-eyed-cat-isolated-on-white-background/71588194?prev_url=detail)
- g. Box: [https://stock.adobe.com/ca/images/open-cardboard-box-closeup/73799158?prev\\_url=detail](https://stock.adobe.com/ca/images/open-cardboard-box-closeup/73799158?prev_url=detail)
- h. Pot: [https://stock.adobe.com/ca/images/stainless-steel-pot-isolated-on-white-background/308465846?prev\\_url=detail](https://stock.adobe.com/ca/images/stainless-steel-pot-isolated-on-white-background/308465846?prev_url=detail)
- i. Frog: [This Photo](#) by Unknown Author is licensed under [CC BY-SA](#)
- j. Fox: [This Photo](#) by Unknown Author is licensed under [CC BY-SA-NC](#)

### Lesson 8:

- a. Ready for school: [https://stock.adobe.com/ca/images/cute-siblings-ready-for-school/128149735?prev\\_url=detail](https://stock.adobe.com/ca/images/cute-siblings-ready-for-school/128149735?prev_url=detail)
- b. School Bus: [https://stock.adobe.com/ca/images/school-bus/118393984?prev\\_url=detail&asset\\_id=118393984](https://stock.adobe.com/ca/images/school-bus/118393984?prev_url=detail&asset_id=118393984)
- c. Doing Homework: [https://stock.adobe.com/ca/images/children-doing-homework-in-the-kitchen/128149330?prev\\_url=detail](https://stock.adobe.com/ca/images/children-doing-homework-in-the-kitchen/128149330?prev_url=detail)
- d. Eki and Bola: [https://stock.adobe.com/ca/images/brother-and-sister-lying-in-the-bed/128152098?prev\\_url=detail&asset\\_id=128152098](https://stock.adobe.com/ca/images/brother-and-sister-lying-in-the-bed/128152098?prev_url=detail&asset_id=128152098)
- e. Cup: [https://stock.adobe.com/ca/images/takeaway-paper-cup-isolated-on-white-with-clipping-path/108024511?prev\\_url=detail&asset\\_id=108024511](https://stock.adobe.com/ca/images/takeaway-paper-cup-isolated-on-white-with-clipping-path/108024511?prev_url=detail&asset_id=108024511)
- f. School: [This Photo](#) by Unknown Author is licensed under [CC BY-NC-ND](#)
- g. Home: [This Photo](#) by Unknown Author is licensed under [CC BY-SA](#)

## Lesson 9:

- a. bed: [https://stock.adobe.com/ca/images/bedroom-interior/65671669?prev\\_url=detail](https://stock.adobe.com/ca/images/bedroom-interior/65671669?prev_url=detail)
- b. Sleeping: [https://stock.adobe.com/ca/images/peaceful-family-sleeping/100527205?prev\\_url=detail](https://stock.adobe.com/ca/images/peaceful-family-sleeping/100527205?prev_url=detail)
- c. Family in Bed 1: [https://stock.adobe.com/ca/images/happy-family-lying-in-bed-together/100527266?prev\\_url=detail&asset\\_id=100527266](https://stock.adobe.com/ca/images/happy-family-lying-in-bed-together/100527266?prev_url=detail&asset_id=100527266)
- d. Family in Bed #2: [https://stock.adobe.com/ca/images/happy-family-lying-in-bed-together/100526883?prev\\_url=detail&asset\\_id=100526883](https://stock.adobe.com/ca/images/happy-family-lying-in-bed-together/100526883?prev_url=detail&asset_id=100526883)
- e. Sun: [https://stock.adobe.com/ca/images/realistic-sun-icon-for-weather-design-sunshine-symbol-happy-orange-isolated-sun-illustration/276645930?prev\\_url=detail&asset\\_id=276645930](https://stock.adobe.com/ca/images/realistic-sun-icon-for-weather-design-sunshine-symbol-happy-orange-isolated-sun-illustration/276645930?prev_url=detail&asset_id=276645930)
- f. Mop: [https://stock.adobe.com/ca/images/overhead-view-of-mop-by-bucket/202632292?prev\\_url=detail](https://stock.adobe.com/ca/images/overhead-view-of-mop-by-bucket/202632292?prev_url=detail)
- g. Hot: [https://stock.adobe.com/ca/images/man-refreshing-with-electric-fan-against-summer-heat-wave/213593711?prev\\_url=detail&asset\\_id=213593711](https://stock.adobe.com/ca/images/man-refreshing-with-electric-fan-against-summer-heat-wave/213593711?prev_url=detail&asset_id=213593711)
- h. Bug: [https://stock.adobe.com/ca/images/realistic-3d-render-of-bedbug/129454148?prev\\_url=detail&asset\\_id=129454148](https://stock.adobe.com/ca/images/realistic-3d-render-of-bedbug/129454148?prev_url=detail&asset_id=129454148)
- i. Run: [https://stock.adobe.com/ca/images/legs-male-athlete-runner-running-uphill-on-trail-background-of-sky/176854599?prev\\_url=detail&asset\\_id=176854599](https://stock.adobe.com/ca/images/legs-male-athlete-runner-running-uphill-on-trail-background-of-sky/176854599?prev_url=detail&asset_id=176854599)
- j. Saturday: [https://stock.adobe.com/ca/images/week-calendar-saturday-page/241419157?prev\\_url=detail&asset\\_id=241419157](https://stock.adobe.com/ca/images/week-calendar-saturday-page/241419157?prev_url=detail&asset_id=241419157)
- k. Nuts: [This Photo](#) by Unknown Author is licensed under [CC BY](#)
- l. Rug: [This Photo](#) by Unknown Author is licensed under [CC BY-NC](#)

## Lesson 10:

- a. Globe: [https://stock.adobe.com/ca/images/smiling-family-sitting-on-the-couch-together/100527452?prev\\_url=detail](https://stock.adobe.com/ca/images/smiling-family-sitting-on-the-couch-together/100527452?prev_url=detail)
- b. Hot place: [https://stock.adobe.com/ca/images/saly-s-beach-in-senegal/45217173?prev\\_url=detail](https://stock.adobe.com/ca/images/saly-s-beach-in-senegal/45217173?prev_url=detail)
- c. Sit on the beach: [https://stock.adobe.com/ca/images/couple-in-loungers-on-beach-at-maldives/141937511?prev\\_url=detail&asset\\_id=141937511](https://stock.adobe.com/ca/images/couple-in-loungers-on-beach-at-maldives/141937511?prev_url=detail&asset_id=141937511)
- d. Beach: [https://stock.adobe.com/ca/images/tropical-white-sand-beach-with-coco-palms-and-the-turquoise-sea-on-caribbean-island/297264348?prev\\_url=detail](https://stock.adobe.com/ca/images/tropical-white-sand-beach-with-coco-palms-and-the-turquoise-sea-on-caribbean-island/297264348?prev_url=detail)
- e. Travel: [https://stock.adobe.com/ca/images/suitcases-in-airport-travel-concept-3d-rendering/280828158?prev\\_url=detail](https://stock.adobe.com/ca/images/suitcases-in-airport-travel-concept-3d-rendering/280828158?prev_url=detail)

\* “Listen”, “Write” and “Circle” symbols taken from Appendix 3 of *CLB: ESL for ALL Support Kit* (2017)



**Literacy Centre  
of Expertise**

Presented by The Immigrant  
Education Society (TIES)