



Literacy Centre of Expertise

Presented by The Immigrant
Education Society (TIES)

Kasi and Dami Book #2 Stories 6-10



Copyright

Reproduction of this material is permitted for non-commercial, educational use only. For any questions regarding use, please contact the Literacy Centre of Expertise:

<https://www.immigrant-education.ca/literacycentre/contact/>

Images: All images are used with permission and cited at the end of this document.

© 2021 Literacy Centre of Expertise

<https://www.immigrant-education.ca/literacycentre/>



Funded by / Financé par:



Immigration, Refugees
and Citizenship Canada

Immigration, Réfugiés
et Citoyenneté Canada

Story #6: The Family Computer

1. This is Kasi and Dami's family.




2. They have a computer.

3. This is Eki.



4. She likes the computer.

5. This is Bola.



6. He likes the computer too.


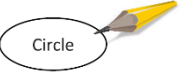
7. Eki and Bola use the internet.






8. They have fun.

Lesson #6A: The Family Computer



Activity 1 – Beginning Sounds

- Listen  and circle  the letter that matches the **beginning** sound of each word.

	1. c p s
	2. a c f
	3. e i u

Lesson #6A: The Family Computer

Activity 2 – Short “i” Vowel

- Listen  and circle  the pictures that have the short **i** vowel sound.

1.




2.



3.



4.



5.



6.



7.



8.


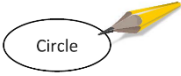


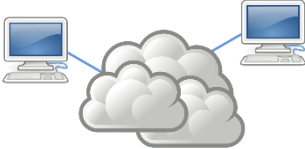


9.



Lesson #6B: The Family Computer

Activity 3 – Ending Sounds



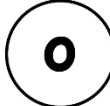

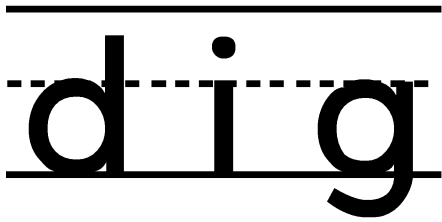















- Listen  and circle  the letters that match the ending sound of each word.

	1. d m t
	2. b er t
	3. n s x

Lesson #6B: The Family Computer

Activity 4 – Blending Short “i” Words

- Colour the letters to blend the word. Then copy the word.

1.		  	
2.		  	
3.		  	
4.		  	

Lesson #6B: The Family Computer

Activity 5 – Sight Words

- Trace the sight words. Copy each sentence.

1. They have a computer.

They have a computer.

2. She likes the computer.

3. He likes the computer too.

4. They use the internet.

Lesson #6C: The Family Computer

Activity 6 – Beg. and End. Sounds Check

- Listen  and write  the letters that match the **beginning** and **ending** sounds for these words.

Beginning Sounds


1. ___ omputer
2. ___ nternet
3. ___ un

Ending Sounds





4. interne ___
5. fu ___
6. comput ___

Lesson #6C: The Family Computer

Activity 7 – Sight Words Check

- Match and write  the sight words.
- ~~Cross out~~ each word after you use it.


• the	• use	• computer	• too
-------	-------	------------	-------




	1. They have a _____.
	2. She likes _____ computer.
	3. He likes the computer _____.
	4. They _____ the internet.

Lesson #6C: The Family Computer

Activity 8 - **Comprehension**

- Circle the answer.



	<p>1. They have a car. computer.</p>
	<p>2. Bola likes the computer. eats</p>
	<p>3. They use the bus. internet.</p>

Story #7 – Pets

1. This is Kasi's family.
2. They have two pets.



3. They have a dog.
4. The dog digs.









5. They have a cat.
6. The cat sits in a box.



Lesson #7A: Pets



Activity 1 – Beginning Sounds










- Listen  and circle  the letter that matches the **beginning** sound of each word.

	1. d p t
	2. f l n
	3. b d h
	4. b d m

Lesson #7A: Pets



Activity 2 – Short “o” Word Families





- Listen  and circle  the pictures that have the same short **o** word families.

1. og	a) 	b) 	c) 
2. ot	a) 	b) 	c) 
3. ox	a) 	b) 	c) 

Lesson #7B: Pets



Activity 3 – Ending Sounds

- Listen  and circle  the letter that matches the ending sound of each word.

	1. c g t
	2. b p t
	3. g s x
	4. n t x

Lesson #7B: Pets

Activity 4 – Short “o” Word Families

- Listen  and circle  the word family that has the same sound as the pictures.

1.  	og ot ox
2.  	og ot ox
3.  	og ot ox

Lesson #7B: Pets

Activity 5 – Sight Words

- Trace the sight words. Copy each sentence.

1. This is Kasi's family.

This is Kasi's family.

2. They have two pets.

3. The dog digs.

4. The cat sits in a box.

Lesson #7C: Pets

Activity 6 – Beg. and End. Sounds Check

- Listen  and write  the letters that match the **beginning** and **ending** sounds for these words.

Beginning Sounds


1. ___ ets
2. ___ amily
3. ___ og

Ending Sounds





4. di ___
5. ca ___
6. bo ___

Lesson #7C: Pets

Activity 7 – Sight Words Check

- Match and write  the sight words.
- ~~Cross out~~ each word after you use it.

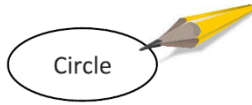
• family	• The	• in	• have
----------	-------	------	--------





	1. This is Kasi's _____.
	2. They _____ two pets.
	3. _____ dog digs.
	4. The cat sits _____ a box.

Lesson #7C: Pets

Activity 8 - **Comprehension**

- Circle the answer.



	<p>1. They have two</p> <p>cars. pets.</p>
	<p>2. They have a</p> <p>cat. dog.</p>
	<p>3. The dog</p> <p>digs. sleeps.</p>
	<p>4. They have a</p> <p>cat. dog.</p>

Story #8 – School

1. This is Eki and Bola.



2. They go to school.

3. Eki and Bola take the bus.



4. They like school.



5. Eki and Bola study at home.







6. They like to study.

Lesson #8A: School


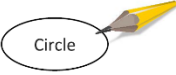

Activity 1 – Beginning Sounds

- Listen  and circle  the letters that match the **beginning** sound of each word.

	1. h p s
	2. a b c
	3. b s v
	4. h l p

Lesson #8A: School

Activity 2 – Short “o” Vowel

- Listen  and circle  the pictures that have the short  vowel sound.

1.



2.



3.



4.



5.



6.



7.



8.







9.



Lesson #8B: School

Activity 3 – Ending Sounds








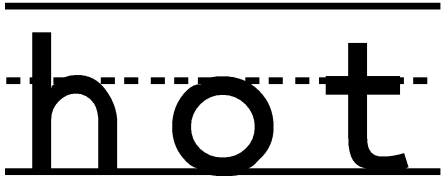





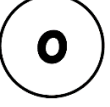







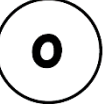




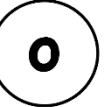













- Listen  and circle  the letter that matches the ending sound of each word.

	1. b p s
	2. l m p

Lesson #8B: School

Activity 4 – Blending Short “o” Words

- Colour the letters to blend the word. Then copy the word.

1. 	     	
2. 	     	
3. 	     	
4. 	     	
5. 	     	

Lesson #8B: School

Activity 5 – Sight Words

- Trace the sight words. Copy each sentence.

1. This is Eki and Bola.

This is Eki and Bola.

2. They go to school.

3. Eki and Bola take the bus.

4. They like to study.

Lesson #8C: School

Activity 6 – Beg. and End. Sounds Check

- Listen  and write  the letters that match the **beginning** and **ending** sounds for these words.

Beginning Sounds


1. ___ chool
2. ___ us
3. ___ tudy
4. ___ ome

Ending Sounds





5. bu ___
6. schoo ___

Lesson #8C: School

Activity 7 – Sight Words Check

- Match and write  the sight words.
- ~~Cross out~~ each word after you use it.


• study	• go	• and	• take
---------	------	-------	--------





	1. This is Eki _____ Bola.
	2. They _____ to school.
	3. Eki and Bola _____ the bus.
	4. They like to _____.

Lesson #8C: School

Activity 8 - **Comprehension**

- Circle the answer.



	<p>1. This is Eki and</p> <p>Bola. Dami.</p>
	<p>2. They go to</p> <p>work. school.</p>
	<p>3. They take the</p> <p>bus. car.</p>
	<p>4. They like to</p> <p>work. study.</p>

Story #9 – Saturday

1. This is Kasi and Dami's family.



2. It is Saturday.

3. Everyone is in bed.

4. They have fun together.





5. They like Saturdays.




6. They like sleeping.



Lesson #9A: Saturday


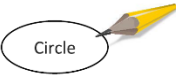
Activity 1 – Beginning Sounds










- Listen  and circle  the letters that match the **beginning** sound of each word.

	1. M S Th
	2. b d h
	3. c j s

Lesson #9A: Saturday


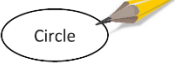
Activity 2 – Short “u” Word Families


- Listen  and circle  the pictures that have the same short **U** word families.

1. ug	a) 	b) 	c) 
2. un	a) 	b) 	c) 
3. ut	a) 	b) 	c) 

Lesson #9B: Saturday



Activity 3 – Ending Sounds







- Listen  and circle  the letters that match the ending sound of each word.

	1. ay e i
	2. b d t
	3. ing ly y

Lesson #9B: Saturday

Activity 4 – Short “u” Word Families

- Listen  and circle  the word family that has the same sound as the pictures.

1.  	ug un ut
2.  	ug un ut
3.  	ug un ut

Lesson #9B: Saturday

Activity 5 – Sight Words

- Trace the sight words. Copy each sentence.

1. It is Saturday.

It is Saturday.

2. Everyone is in bed.

3. They like sleeping.

Lesson #9C: Saturday

Activity 6 – Beg. and End. Sounds Check

- Listen  and write  the letters that match the **beginning** and **ending** sounds for these words.

Beginning Sounds


1. ___ leeping
2. ___ ed
3. ___ aturday

Ending Sounds




4. be ___
5. sleep _____
6. Saturd _____

Lesson #9C: Saturday

Activity 7 – Sight Words Check

- Match and write  the sight words.
- ~~Cross out~~ each word after you use it.


• sleeping	• Everyone	• Saturday
------------	------------	------------

	1. It is _____.
	2. _____ is in bed.
	3. They like _____.

Lesson #9C: Saturday

Activity 8 - **Comprehension**

- Circle the answer.



	<p>1. It is</p> <p>Friday. Saturday.</p>
	<p>2. Everyone is in</p> <p>bed. the car.</p>
	<p>3. They like</p> <p>running. sleeping.</p>

Story #10 – Let's Travel!

1. This is Kasi, Dami, Eki and Bola.



2. They like to travel.

3. They like hot places.



4. They like the beach.



5. They have fun.




6. They sit in the sun.

Lesson #10A: Let's Travel!



Activity 1 – Beginning Sounds

- Listen  and circle  the letter that matches the **beginning** sound of each word.

	1. c h s
	2. b e p
	3. f g h
	4. g t v

Lesson #10A: Let's Travel!

Activity 2 – Short “u” Vowel

- Listen  and circle  the pictures that have the short **U** vowel sound.

1.



2.



3.



4.



5.



6.



7.



8.








9.



Lesson #10B: Let's Travel!

Activity 3 – Ending Sounds


























- Listen  and circle  the letters that match the ending sound of each word.

	1. c l t
	2. ch sh th
	3. g l v

Lesson #10B: Let's Travel!

Activity 4 – Blending Short “u” Words

- Colour the letters to blend the word. Then copy the word.

1.		  	
2.		  	
3.		  	
4.		  	
5.		  	

Lesson #10B: Let's Travel!

Activity 5 – Sight Words

- Trace the sight words. Copy each sentence.

1. They like to travel.

They like to travel.

2. They like hot places.

3. They sit in the sun.

Lesson #10C: Let's Travel!

Activity 6 – Beg. and End. Sounds Check

- Listen  and write  the letters that match the **beginning** and **ending** sounds for these words.

Beginning Sounds


1. ___ ravel
2. ___ each
3. ___ un

Ending Sounds




4. bea ___
5. ho ___
6. trave ___

Lesson #10C: Let's Travel!

Activity 7 – Sight Words Check

- Match and write  the sight words.
- ~~Cross out~~ each word after you use it.


• in	• beach	• travel
------	---------	----------

	1. They sit _____ the sun.
	2. They like to _____.
	3. They like the _____.

Lesson #10C: Let's Travel!

Activity 8 - **Comprehension**

- Circle the answer.




	1. They like to clean. travel.
	2. They like the beach. bed.
	3. They sit sleep in the sun.

Image Credits:

Lesson 6:

- a. Family Computer: https://stock.adobe.com/ca/images/happy-family-using-laptop-on-the-sofa/100527729?prev_url=detail
- b. Computer: [This Photo](#) by Unknown Author is licensed under [CC BY-NC](#)
- c. Internet: [This Photo](#) by Unknown Author is licensed under [CC BY-SA](#)

Lesson 7:

- a. Family Outside #1 (https://stock.adobe.com/ca/images/happy-family-standing-outside-together/100529037?prev_url=detail)
- b. Dog digging: https://stock.adobe.com/ca/images/golden-retriever-dog-digging-hole/34574505?prev_url=detail
- c. Cat in box: https://stock.adobe.com/ca/images/cat-sitting-in-a-small-cardboard-box-and-looking-towards-camera/241702960?prev_url=detail&asset_id=241582587
- d. Golden Retriever: https://stock.adobe.com/ca/images/golden-retriever-laying-over-white-background/66749097?prev_url=detail
- e. Dog and Cat (pets): https://stock.adobe.com/ca/images/british-cat-and-golden-retriever/156099814?prev_url=detail&asset_id=156099814
- f. Cat: https://stock.adobe.com/ca/images/portrait-of-brown-eyed-cat-isolated-on-white-background/71588194?prev_url=detail
- g. Box: https://stock.adobe.com/ca/images/open-cardboard-box-closeup/73799158?prev_url=detail
- h. Pot: https://stock.adobe.com/ca/images/stainless-steel-pot-isolated-on-white-background/308465846?prev_url=detail
- i. Frog: [This Photo](#) by Unknown Author is licensed under [CC BY-SA](#)
- j. Fox: [This Photo](#) by Unknown Author is licensed under [CC BY-SA-NC](#)

Lesson 8:

- a. Ready for school: https://stock.adobe.com/ca/images/cute-siblings-ready-for-school/128149735?prev_url=detail
- b. School Bus: https://stock.adobe.com/ca/images/school-bus/118393984?prev_url=detail&asset_id=118393984
- c. Doing Homework: https://stock.adobe.com/ca/images/children-doing-homework-in-the-kitchen/128149330?prev_url=detail
- d. Eki and Bola: https://stock.adobe.com/ca/images/brother-and-sister-lying-in-the-bed/128152098?prev_url=detail&asset_id=128152098
- e. Cup: https://stock.adobe.com/ca/images/takeaway-paper-cup-isolated-on-white-with-clipping-path/108024511?prev_url=detail&asset_id=108024511
- f. School: [This Photo](#) by Unknown Author is licensed under [CC BY-NC-ND](#)
- g. Home: [This Photo](#) by Unknown Author is licensed under [CC BY-SA](#)

Lesson 9:

- a. bed: https://stock.adobe.com/ca/images/bedroom-interior/65671669?prev_url=detail
- b. Sleeping: https://stock.adobe.com/ca/images/peaceful-family-sleeping/100527205?prev_url=detail
- c. Family in Bed 1: https://stock.adobe.com/ca/images/happy-family-lying-in-bed-together/100527266?prev_url=detail&asset_id=100527266
- d. Family in Bed #2: https://stock.adobe.com/ca/images/happy-family-lying-in-bed-together/100526883?prev_url=detail&asset_id=100526883
- e. Sun: https://stock.adobe.com/ca/images/realistic-sun-icon-for-weather-design-sunshine-symbol-happy-orange-isolated-sun-illustration/276645930?prev_url=detail&asset_id=276645930
- f. Mop: https://stock.adobe.com/ca/images/overhead-view-of-mop-by-bucket/202632292?prev_url=detail
- g. Hot: https://stock.adobe.com/ca/images/man-refreshing-with-electric-fan-against-summer-heat-wave/213593711?prev_url=detail&asset_id=213593711
- h. Bug: https://stock.adobe.com/ca/images/realistic-3d-render-of-bedbug/129454148?prev_url=detail&asset_id=129454148
- i. Run: https://stock.adobe.com/ca/images/legs-male-athlete-runner-running-uphill-on-trail-background-of-sky/176854599?prev_url=detail&asset_id=176854599
- j. Saturday: https://stock.adobe.com/ca/images/week-calendar-saturday-page/241419157?prev_url=detail&asset_id=241419157
- k. Nuts: [This Photo](#) by Unknown Author is licensed under [CC BY](#)
- l. Rug: [This Photo](#) by Unknown Author is licensed under [CC BY-NC](#)

Lesson 10:

- a. Globe: https://stock.adobe.com/ca/images/smiling-family-sitting-on-the-couch-together/100527452?prev_url=detail
- b. Hot place: https://stock.adobe.com/ca/images/saly-s-beach-in-senegal/45217173?prev_url=detail
- c. Sit on the beach: https://stock.adobe.com/ca/images/couple-in-loungers-on-beach-at-maldives/141937511?prev_url=detail&asset_id=141937511
- d. Beach: https://stock.adobe.com/ca/images/tropical-white-sand-beach-with-coco-palms-and-the-turquoise-sea-on-caribbean-island/297264348?prev_url=detail
- e. Travel: https://stock.adobe.com/ca/images/suitcases-in-airport-travel-concept-3d-rendering/280828158?prev_url=detail

* “Listen”, “Write” and “Circle” symbols taken from Appendix 3 of *CLB: ESL for ALL Support Kit* (2017)