



**Literacy Centre  
of Expertise**

Presented by The Immigrant  
Education Society (TIES)

# Kasi and Dami Book # 1

## Stories 1-5

### Teacher's Guide



## Copyright

Reproduction of this material is permitted for non-commercial, educational use only. For any questions regarding use, please contact the Literacy Centre of Expertise:

<https://www.immigrant-education.ca/literacycentre/contact/>

Images: All images are used with permission and cited at the end of this document.

© 2021 Literacy Centre of Expertise

<https://www.immigrant-education.ca/literacycentre/>



**Literacy Centre  
of Expertise**

Presented by The Immigrant  
Education Society (TIES)



**THE IMMIGRANT  
EDUCATION SOCIETY**

Funded by / Financé par:



Funded by:



Immigration, Refugees  
and Citizenship Canada

Financé par :

Immigration, Réfugiés  
et Citoyenneté Canada



## Kasi and Dami: Lessons Overview

- There are ten stories total. The ten stories are organized into two books (Book 1: Stories 1-5 and Book 2: Stories 6-10). Please see the lesson breakdown on the following page for more information.
- Each story can be used over three lessons (A, B and C).
- Each pair of stories (1-2, 2-4, 5-6, 7-8, 9-10) focus on one short vowel sound. Please see the lesson breakdown on the following page for more information.
- The pages in the student's book are numbered exactly the same as the teacher's guide for organization. The teacher's guide includes the same activities but includes answers and everything needed to administer the activities.

# Kasi and Dami: Lessons Breakdown

Story	Beg. and End. Sounds	Word Families / Short Vowels	Sight Words
<b>Book 1</b>			
1 – Meet Kasi and Dami	Beg: d/k/m/w End: d/m/n	ad / am / an / at	This / is / a / They
2 – Where are you from?	Beg: C/h/N/Th End: a/n/s	a	from / live / are Nigeria
3 – Kids	Beg: a/b/e/k End: a/n/er	ed / en / et	and / have / his / her
4 – Kasi and Dami’s House	Beg: g/h/r/v End: a/d/n	e	They / house / a / The
5 – Let’s Eat!	Beg: e/f/l End: m/s/t	id / ig / it	to / likes / She / He
<b>Book 2</b>			
6 – The Family Computer	Beg: c/f/i End: er/n/t	i	computer / the too / use
7 – Pets	Beg: b/d/f/p End: g/t/x	og / ot / ox	family / have / The / in
8 – School	Beg: b/h/s/st End: a/l/s	o	and / go / take / study
9 – Saturday	Beg: b/s End: ay/d/ing	ug / un / ut	Saturday / are sleeping
10 – Let’s Travel!	Beg: b/h/s/tr End: ch/l/t	u	travel / places / in



**Literacy Centre  
of Expertise**

Presented by The Immigrant  
Education Society (TIES)

# Kasi and Dami Book # 1

## Stories 1-5



# Story #1: Meet Kasi and Dami


1. This is Kasi.

2. Kasi is a woman.



3. This is Dami.

4. Dami is a man.





5. They are Kasi and Dami.





6. They are married.



# Lesson #1A: Meet Kasi and Dami



## Activity 1 – Beginning Sounds













- Listen  and circle  the letter that matches the **beginning** sound for each word

 (Kasi)	1.    D <b>K</b> L
 (Dami)	2. <b>D</b> L        M
 (man)	3.    k        l <b>m</b>
 (woman)	4.    d        g <b>w</b>

# Lesson #1A: Meet Kasi and Dami

## Activity 2 – Short “a” Word Families



- Listen  and circle  the pictures that have the same short **a** word families.



1. <b>an</b>	a)  (man)	b)  (bed)	c)  (van)
2. <b>at</b>	a)  (dog)	b)  (hat)	c)  (cat)
3. <b>ad</b>	a)  (mad)	b)  (bus)	c)  (sad)
4. <b>am</b>	a)  (yam)	b)  (jam)	c)  (bed)



# Lesson #1B: Meet Kasi and Dami


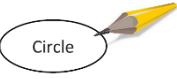
## Activity 3 – Ending Sounds









- Listen  and circle  the letter that matches the **ending** sound for each word.

 (woman)	1.    c            n            t
 (married)	2.    d            s            w

# Lesson #1B: Meet Kasi and Dami

## Activity 4 – Short “a” Word Families

- Listen  and circle  the word family that has the same sound as the pictures.

1.	 (sad)	 (mad)	<input checked="" type="radio"/> ad	an	at
2.	 (van)	 (man)	ad	am	<input checked="" type="radio"/> an
3.	 (yam)	 (jam)	ad	<input checked="" type="radio"/> am	an
4.	 (cat)	 (hat)	ad	am	<input checked="" type="radio"/> at

## Lesson #1B: Meet Kasi and Dami

### Activity 5 – Sight Words

- Trace the sight words. Copy each sentence.

1. This is Kasi.

This is Kasi.

2. This is Dami.

This is Dami.

3. Kasi is a woman.

Kasi is a woman.

4. They are married.

They are married.

# Lesson #1C: Meet Kasi and Dami

## Activity 6 – Beg. and End. Sounds Check

- Listen  and write  the letters that match the **beginning** and **ending** sounds for these words.

### Beginning Sounds

1. Kasi
2. Dami
3. woman
4. man

### Ending Sounds

5. womann
6. marriedd

# Lesson #1C: Meet Kasi and Dami

## Activity 7 – Sight Words Check

- Match and write  the sight words.
- ~~Cross out~~ each word after you use it.

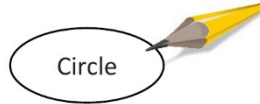
• is	• They	• This	• a
------	--------	--------	-----





	1. <u>This</u> is Kasi.
	2. This <u>is</u> Dami.
	3. Kasi is <u>a</u> woman.
	4. <u>They</u> are married.

# Lesson #1C: Meet Kasi and Dami

## Activity 8 - **Comprehension**


- Circle the answer.



	1. This is Dami. <b>Kasi.</b>
	2. This is <b>Dami.</b> Kasi.
	3. Kasi is a man. <b>woman.</b>
	4. They are <b>married.</b> sad.


## Story #2: Where are you from?

1. This is Kasi.



2. Kasi is from Nigeria.

3. This is Dami.



4. Dami is from Nigeria.



5. Kasi and Dami live in Canada.

6. They are happy.



# Lesson #2A: Where are you from?

## Activity 1 – Beginning Sounds



- Listen  and circle  the letter that matches the **beginning** sound for each word.


 (happy)	1.    d <input checked="" type="radio"/> h        y
 (Nigeria )	2.    C        G <input checked="" type="radio"/> N
 (Canada)	3. <input checked="" type="radio"/> C        G        N
 (They)	4.    F        H <input checked="" type="radio"/> Th





# Lesson #2A: Where are you from?

## Activity 2 – Identify Short “a” Vowel


- Listen  and circle  the pictures that have the short **a** vowel sound.

1.  (man)


2.  (dog)


3.  (jam)

4.  (pets)

5.  (cat)

6.  (bed)


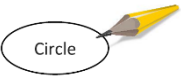
7.  (van)




8.  (hat)

9.  (bus)

# Lesson #2B: Where are you from?

## Activity 3 – Ending Sounds

























- Listen  and circle  the letter that matches the **ending** sound for each word.

 (Canada)	1. <input checked="" type="radio"/> a      c      n
 (this)	2.      b <input checked="" type="radio"/> s      w
 (Nigeria)	3. <input checked="" type="radio"/> a      l      m

# Lesson #2B: Where are you from?

## Activity 4 – Blending Short “a” Words

- Colour the letters to blend the word. Then copy the word.

1.	 (man)	 	 	 	
2.	 (cat)	 	 	 	
3.	 (van)	 	 	 	

## Lesson #2B: Where are you from?

### Activity 5 – Sight Words

- Trace the sight words. Copy each sentence.

1. Kasi is from Nigeria.

Kasi is from Nigeria.

2. Dami is from Nigeria .

Dami is from Nigeria.

3. Kasi and Dami live in Canada.

Kasi and Dami live in Canada.

4. They are happy.

They are happy.

## Lesson #2C: Where are you from?

### Activity 6 – Beg. and End. Sounds Check

- Listen  and write  the letters that match the **beginning** and **ending** sounds for these words.

#### Beginning Sounds

1. Nigeria
2. Canada
3. happy
4. They

#### Ending Sounds

5. Thiss
6. Nigerias

# Lesson #2C: Where are you from?

## Activity 7 – Sight Words Check

- Match and write  the sight words.
- ~~Cross out~~ each word after you use it.


• <del>Nigeria</del>	• <del>are</del>	• <del>live</del>	• <del>from</del>
----------------------	------------------	-------------------	-------------------

	1. Kasi is <u>from</u> Nigeria.
	2. Dami is from <u>Nigeria</u> .
	3. They <u>live</u> in Canada.
	4. They <u>are</u> happy.

# Lesson #2C: Where are you from?

## Activity 8 - **Comprehension**

- Circle the answer.



	1. Kasi is from Canada. <b>Nigeria.</b>
	2. Dami is from Canada. <b>Nigeria.</b>
	3. They live in the USA. <b>Canada.</b>
	4. They are sad. <b>happy.</b>

## Story #3 – Kids


1. This is Kasi and Dami.

2. They have two kids.



3. They have a son.

4. His name is Bola.



5. They have a daughter.



6. Her name is Eki.









# Lesson #3A: Kids



## Activity 1 – Beginning Sounds










- Listen  and circle  the letter that matches the **beginning** sound for each word.

 (kids)	1.    b            h <b>k</b>
 (Eki)	2. <b>E</b> I            J
 (Bola)	3. <b>B</b> G            Z
 (daughter)	4.    c <b>d</b> s

# Lesson #3A: Kids



## Activity 2 – Short “e” Word Families



- Listen  and circle  the pictures that have the same short **e** word families.

1.  ed	 a) (bed)	 b) (Dami)	 c) (red)
2.  en	 a) (pen)	 b) (ten)	 c) (cat)
3.  et	 a) (bus)	 b) (net)	 c) (pet)

# Lesson #3B: Kids



## Activity 3 – Ending Sounds







- Listen  and circle  the letters that match the **ending** sound for each word.

 (son)	1.    c <b>n</b> t
 (daughter)	3.    a            l <b>er</b>

# Lesson #3B: Kids

## Activity 4 – Short “e” Word Families (/e/)

- Listen  and circle  the word family that has the same sound as the pictures.

1.  (ten)  (pen)	ed <b>en</b> et
2.  (net)  (pet)	ed      en <b>et</b>
3.  (bed)  (red)	<b>ed</b> en      et

## Lesson #3B: Kids

### Activity 5 – Sight Words

- Trace the sight words. Copy each sentence.

1. This is Kasi and Dami.

This is Kasi and Dami.

2. They have two kids.

They have two kids.

3. His name is Bola.

His name is Bola.

4. Her name is Eki.

Her name is Eki.

## Lesson #3C: Kids

### Activity 6 – Beg. and End. Sounds Check

- Listen  and write  the letters that match the **beginning** and **ending** sounds for these words.

#### Beginning Sounds


1. daughter
2. Eki
3. kids
4. Bola

#### Ending Sounds





5. sonn
6. daughterr

## Lesson #3C: Kids

### Activity 7 – Sight Words Check

- Match and write  the sight words.
- ~~Cross out~~ each word after you use it.


• have	• Her	• and	• His
--------	-------	-------	-------

	1. This is Kasi <u>and</u> Dami.
	2. They <u>have</u> two kids.
	3. <u>His</u> name is Bola.
	4. <u>Her</u> name is Eki.

# Lesson #3C: Kids

## Activity 8 - Comprehension

- Circle the answer.



1. They have two

cats.

kids.



2. They have a

daughter.

son.



3. They have a

daughter.

son.



4. Her name is

Eki.

Bola.



# Story #4 – Kasi and Dami's House

1. This is Kasi and Dami's family.



2. They live in Canada.

3. They have a house.



4. The house is gray.



5. They have a van.







6. The van is red.

# Lesson #4A: Kasi and Dami's House


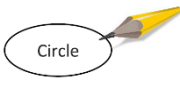
## Activity 1 – Beginning Sounds



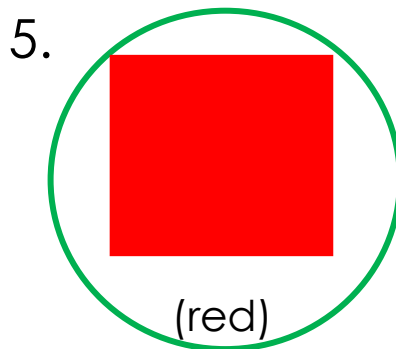
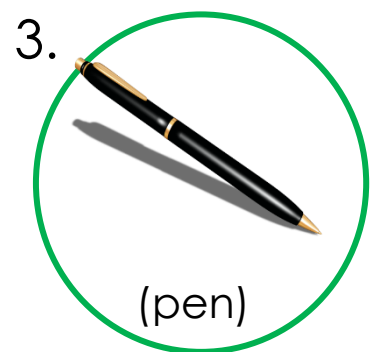
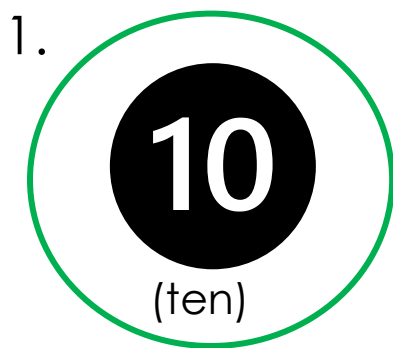
- Listen  and circle  the letters that match the **beginning** sound for each word.

 (house)	1. <input checked="" type="radio"/> h      p      s
 (grey)	2.      d <input checked="" type="radio"/> g      n
 (van)	3.      b      d <input checked="" type="radio"/> v
 (red)	4.      h <input checked="" type="radio"/> r      y

# Lesson #4A: Kasi and Dami's House



## Activity 2 – Short “e” Vowel




- Listen  and circle  the pictures that have the short **e** vowel sound.



# Lesson #4B: Kasi and Dami's House

## Activity 3 – Ending Sounds





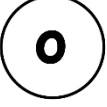


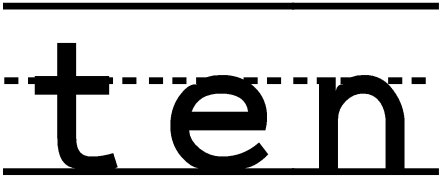
























- Listen  and circle  the letters that match the ending sound for each word.

 (van)	1.    b <b>n</b> v
 (red)	2. <b>d</b> p            t
 (Canada)	3. <b>a</b> e            i

# Lesson #4B: Kasi and Dami's House

## Activity 4 – Blending Short “e” Words

- Colour the letters to blend the word. Then copy the word.

1.  (ten)	     	
2.  (bed)	     	
3.  (pet)	     	
4.  (red)	     	

## Lesson #4B: Kasi and Dami's House

### Activity 5 – Sight Words

- Trace the sight words. Copy each sentence.

1. They live in Canada.

They live in Canada.

2. They have a house.

They have a house.

3. They have a van.

They have a van.

4. The van is red.

The van is red.

## Lesson #4C: Kasi and Dami's House

### Activity 6 – Beg. and End. Sounds Check

- Listen  and write  the letters that match the **beginning** and **ending** sounds for these words.

#### Beginning Sounds


1. Canada
2. house
3. van

#### Ending Sounds





4. vann
5. redd

# Lesson #4C: Kasi and Dami's House

## Activity 7 – Sight Words Check

- Match and write  the sight words.
- ~~Cross out~~ each word after you use it.

•—house	•—a	•—The	•—They
---------	-----	-------	--------

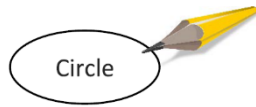
	1. <u>They</u> live in Canada.
	2. They have a <u>house</u> .
	3. They have <u>a</u> van.
	4. <u>The</u> van is red.



# Lesson #4C: Kasi and Dami's House

## Activity 8 - **Comprehension**

- Circle the answer.



	<p>1. They live in <input type="radio"/> Canada. <input checked="" type="radio"/> America.</p>
	<p>2. They have a <input type="radio"/> car. <input checked="" type="radio"/> house.</p>
	<p>3. They have a <input type="radio"/> house. <input checked="" type="radio"/> van.</p>
	<p>4. The van is <input checked="" type="radio"/> red. <input type="radio"/> green.</p>

# Story #5: Let's Eat!

1. This is Kasi and Dami's family.



2. They like to eat.

3. Kasi eats eggs.



4. She likes eggs.

5. Dami eats figs.



6. He likes figs.


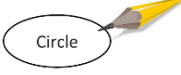
7. Bola and Eki eat jam.






8. They like jam.

# Lesson #5A: Let's Eat!



## Activity 1 – Beginning Sounds










- Listen  and circle  the letter that matches the **beginning** sound for each word.

 <p>(figs)</p>	1. <input checked="" type="radio"/> f      p      s
 <p>(eggs)</p>	2.      a <input checked="" type="radio"/> e      h
 <p>(jam)</p>	3.      b      f <input checked="" type="radio"/> j

# Lesson #5A: Let's Eat!



## Activity 2 – Short “i” Word Families




- Listen  and circle  the pictures that have the same short **i** word families.

1.  id	a)  (kid)	b)  (lid)	c)  (van)
2.  ig	a)  (fig)	b)  (jam)	c)  (dig)
3.  it	a)  (bus)	b)  (sit)	c)  (knit)

# Lesson #5B: Let's Eat!



## Activity 3 – Ending Sounds







- Listen  and circle  the ending sound.

 (jam)	1. c m n
 (eat)	2. b p t
 (likes)	3. g s y

# Lesson #5B: Let's Eat!

## Activity 4 – Short “i” Word Families

- Listen  and circle  the word family that has the same sound as the pictures.

<p>1.</p>  (sit)  (knit)	<p>id      ig      <b>it</b></p>
<p>2.</p>  (lid)  (kid)	<p><b>id</b>      ig      it</p>
<p>3.</p>  (fig)  (dig)	<p>id      <b>ig</b>      it</p>

## Lesson #5B: Let's Eat!

### Activity 5 – Sight Words

- Trace the sight words. Copy each sentence.

1. They like to eat.

They like to eat.

2. Kasi likes eggs.

Kasi likes eggs.

3. She likes eggs.

She likes eggs.

4. He likes figs.

He likes figs.

## Lesson #5C: Let's Eat!

### Activity 6 – Beg. and End. Sounds Check

- Listen  and write  the letters that match the **beginning** and **ending** sounds for these words.

#### Beginning Sounds

1. likes
2. jam
3. eggs


#### Ending Sounds

4. jamm
5. eatt
6. eggs






# Lesson #5C: Let's Eat!

## Activity 7 – Sight Words Check

- Match and write  the sight words.
- ~~Cross out~~ each word after you use it.


• likes	• to	• He
---------	------	------





	1. They like <u>to</u> eat.
	2. Kasi <u>likes</u> eggs.
	3. Dami eats figs. <u>He</u> likes figs.

# Lesson #5C: Let's Eat!

## Activity 8 - **Comprehension**

- Circle the answer.



	1. They like to run. <b>eat.</b>
	2. Kasi eats jam. <b>eggs.</b>
	4. Dami likes <b>figs.</b> pigs.
	4. They like <b>jam.</b> yams.

## Credits:

### Lesson 1:

- a. Kasi #1 ([https://stock.adobe.com/ca/images/attractive-woman-on-a-phone-call/128150386?prev\\_url=detail](https://stock.adobe.com/ca/images/attractive-woman-on-a-phone-call/128150386?prev_url=detail))
- b. Dami #1 ([https://stock.adobe.com/ca/images/smiling-man-holding-tablet/128150804?prev\\_url=detail&asset\\_id=128150804](https://stock.adobe.com/ca/images/smiling-man-holding-tablet/128150804?prev_url=detail&asset_id=128150804))
- c. Kasi + Dami Keys#1 ([https://stock.adobe.com/ca/images/smiling-couple-holding-keys/100529120?prev\\_url=detail](https://stock.adobe.com/ca/images/smiling-couple-holding-keys/100529120?prev_url=detail))
- d. Men Symbol: [https://stock.adobe.com/ca/images/toilet-sign-wc-sign-vector-illustration/306035497?prev\\_url=detail&asset\\_id=306035497](https://stock.adobe.com/ca/images/toilet-sign-wc-sign-vector-illustration/306035497?prev_url=detail&asset_id=306035497)
- e. Hat: [https://stock.adobe.com/ca/images/pretty-straw-hat-with-ribbon-and-bow-on-white-background-beach-hat-top-view-isolated/262793283?prev\\_url=detail&asset\\_id=262793283](https://stock.adobe.com/ca/images/pretty-straw-hat-with-ribbon-and-bow-on-white-background-beach-hat-top-view-isolated/262793283?prev_url=detail&asset_id=262793283)
- f. Can: [This Photo](#) by Unknown Author is licensed under [CC BY-SA-NC](#)
- g. Mad: [This Photo](#) by Unknown Author is licensed under [CC BY-SA-NC](#)
- h. Yam: [https://stock.adobe.com/ca/images/sweet-potato/224919459?prev\\_url=detail](https://stock.adobe.com/ca/images/sweet-potato/224919459?prev_url=detail)

### Lesson 2:

- a. Kasi #2 ([https://stock.adobe.com/ca/images/attractive-woman-on-a-phone-call/128150285?prev\\_url=detail](https://stock.adobe.com/ca/images/attractive-woman-on-a-phone-call/128150285?prev_url=detail))
- b. Dami #2 ([https://stock.adobe.com/ca/images/smiling-man-holding-tablet/128150804?prev\\_url=detail&asset\\_id=100516135](https://stock.adobe.com/ca/images/smiling-man-holding-tablet/128150804?prev_url=detail&asset_id=100516135))
- c. Happy Face: [https://stock.adobe.com/ca/images/smiley-vector-happy-face/124410367?prev\\_url=detail](https://stock.adobe.com/ca/images/smiley-vector-happy-face/124410367?prev_url=detail)
- d. Nigeria Flag: [https://stock.adobe.com/ca/images/nigeria-flag/107552395?prev\\_url=detail](https://stock.adobe.com/ca/images/nigeria-flag/107552395?prev_url=detail)
- e. Canada Flag: [https://stock.adobe.com/ca/images/flag-of-canada/89093370?prev\\_url=detail](https://stock.adobe.com/ca/images/flag-of-canada/89093370?prev_url=detail)
- f. Finger pointing: [https://stock.adobe.com/ca/images/hand-touching-virtual-screen-isolated-on-white/203275821?prev\\_url=detail&asset\\_id=203275821](https://stock.adobe.com/ca/images/hand-touching-virtual-screen-isolated-on-white/203275821?prev_url=detail&asset_id=203275821)

### Lesson 3:

- a. Family#1 ([https://stock.adobe.com/ca/images/smiling-kids-sitting-on-the-floor/100528072?prev\\_url=detail](https://stock.adobe.com/ca/images/smiling-kids-sitting-on-the-floor/100528072?prev_url=detail))
- b. Bola#1 ([https://stock.adobe.com/ca/images/son-using-laptop-in-the-kitchen/128148076?prev\\_url=detail](https://stock.adobe.com/ca/images/son-using-laptop-in-the-kitchen/128148076?prev_url=detail))
- c. Eki#1 ([https://stock.adobe.com/ca/images/daughter-using-laptop-in-the-kitchen/128147988?prev\\_url=detail&asset\\_id=128147988](https://stock.adobe.com/ca/images/daughter-using-laptop-in-the-kitchen/128147988?prev_url=detail&asset_id=128147988))
- d. Father and Son: [https://stock.adobe.com/ca/images/father-teaching-his-son-to-wear-a-tie/323885429?prev\\_url=detail&asset\\_id=329847567](https://stock.adobe.com/ca/images/father-teaching-his-son-to-wear-a-tie/323885429?prev_url=detail&asset_id=329847567)
- e. Daughter: [This Photo](#) by Unknown Author is licensed under [CC BY-NC-ND](#)
- f. Net: [This Photo](#) by Unknown Author is licensed under [CC BY-SA](#)
- g. Pen: [This Photo](#) by Unknown Author is licensed under [CC BY-NC](#)
- h. Son: [This Photo](#) by Unknown Author is licensed under [CC BY-NC-ND](#)

Lesson 4:

- a. Red Van [https://stock.adobe.com/ca/images/red-mini-van/2299120?prev\\_url=detail&asset\\_id=2299120](https://stock.adobe.com/ca/images/red-mini-van/2299120?prev_url=detail&asset_id=2299120)
- b. house [https://stock.adobe.com/ca/images/grey-old-house-with-wooden-trim/70267285?prev\\_url=detail](https://stock.adobe.com/ca/images/grey-old-house-with-wooden-trim/70267285?prev_url=detail)

Lesson 5:

- a. Eating #1: [https://stock.adobe.com/ca/images/happy-family-eating-together/100528723?prev\\_url=detail](https://stock.adobe.com/ca/images/happy-family-eating-together/100528723?prev_url=detail)
- b. Eggs: [https://stock.adobe.com/ca/images/fried-eggs-in-black-pan/135214261?prev\\_url=detail](https://stock.adobe.com/ca/images/fried-eggs-in-black-pan/135214261?prev_url=detail)
- c. Jam: [https://stock.adobe.com/ca/images/strawberry-jam/62634563?prev\\_url=detail&asset\\_id=62634563](https://stock.adobe.com/ca/images/strawberry-jam/62634563?prev_url=detail&asset_id=62634563)
- d. Eat: [https://stock.adobe.com/ca/images/children-at-school-classroom/50416368?prev\\_url=detail](https://stock.adobe.com/ca/images/children-at-school-classroom/50416368?prev_url=detail)
- e. Fig: [https://stock.adobe.com/ca/images/figs/44820242?prev\\_url=detail&asset\\_id=44820242](https://stock.adobe.com/ca/images/figs/44820242?prev_url=detail&asset_id=44820242)
- f. Like: [This Photo](#) by Unknown Author is licensed under [CC BY-NC](#)
- g. Kid: [https://stock.adobe.com/ca/images/idea-warning-and-childhood-concept-happy-little-african-american-girl-pointing-finger-up-over-grey-background/263780620?prev\\_url=detail](https://stock.adobe.com/ca/images/idea-warning-and-childhood-concept-happy-little-african-american-girl-pointing-finger-up-over-grey-background/263780620?prev_url=detail)
- h. Lid: [https://stock.adobe.com/ca/images/steel-saucepan-and-lid-closeup-isolated-on-white-background/262050853?prev\\_url=detail](https://stock.adobe.com/ca/images/steel-saucepan-and-lid-closeup-isolated-on-white-background/262050853?prev_url=detail)
- i. Knit: [https://stock.adobe.com/ca/images/close-up-of-an-older-womens-hands-knitting-a-jumper/238160660?prev\\_url=detail&asset\\_id=238160660](https://stock.adobe.com/ca/images/close-up-of-an-older-womens-hands-knitting-a-jumper/238160660?prev_url=detail&asset_id=238160660)

\* “Listen”, “Write” and “Circle” symbols taken from Appendix 3 of *CLB: ESL for ALL Support Kit* (2017)