



**Literacy Centre
of Expertise**

Presented by The Immigrant
Education Society (TIES)

Kasi and Dami Book # 1

Stories 1-5



Copyright

Reproduction of this material is permitted for non-commercial, educational use only. For any questions regarding use, please contact the Literacy Centre of Expertise:

<https://www.immigrant-education.ca/literacycentre/contact/>

Images: All images are used with permission and cited at the end of this document.

© 2021 Literacy Centre of Expertise

<https://www.immigrant-education.ca/literacycentre/>



**Literacy Centre
of Expertise**

Presented by The Immigrant
Education Society (TIES)



**THE IMMIGRANT
EDUCATION SOCIETY**

Funded by / Financé par:



Immigration, Refugees
and Citizenship Canada

Immigration, Réfugiés
et Citoyenneté Canada

Story #1: Meet Kasi and Dami

1. This is Kasi.



2. Kasi is a woman.

3. This is Dami.



4. Dami is a man.



5. They are Kasi and Dami.







6. They are married.

Lesson #1A: Meet Kasi and Dami



Activity 1 – Beginning Sounds













- Listen  and circle  the letter that matches the **beginning** sound for each word.

	1. D K L
	2. D L M
	3. k l m
	4. d g w

Lesson #1A: Meet Kasi and Dami



Activity 2 – Short “a” Word Families



- Listen  and circle  the pictures that have the same short **a** word families.

1. an	a) 	b) 	c) 
2. at	a) 	b) 	c) 
3. ad	a) 	b) 	c) 
4. am	a) 	b) 	c) 

Lesson #1B: Meet Kasi and Dami



Activity 3 – Ending Sounds

- Listen  and circle  the letter that matches the ending sound for each word.

	1. c n t
	2. d s w

Lesson #1B: Meet Kasi and Dami

Activity 4 – Short “a” Word Families

- Listen  and circle  the word family that has the same sound as the pictures.

1.		ad an at
2.		ad am an
3.		ad am an
4.		ad am at

Lesson #1B: Meet Kasi and Dami

Activity 5 – Sight Words

- Trace the sight words. Copy each sentence.

1. This is Kasi.

This is Kasi.

2. This is Dami.

3. Kasi is a woman.

4. They are married.

Lesson #1C: Meet Kasi and Dami

Activity 6 – Beg. and End. Sounds Check

- Listen  and write  the letters that match the **beginning** and **ending** sounds for these words.

Beginning Sounds


1. ___ asi
2. ___ ami
3. ___ oman
4. ___ an

Ending Sounds





5. woma ___
6. marrie ___

Lesson #1C: Meet Kasi and Dami

Activity 7 – Sight Words Check

- Match and write  the sight words.
- ~~Cross out~~ each word after you use it.

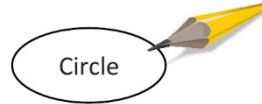
• is	• They	• This	• a
------	--------	--------	-----





	1. _____ is Kasi.
	2. This _____ Dami.
	3. Kasi is ____ woman.
	4. _____ are married.

Lesson #1C: Meet Kasi and Dami

Activity 8 - **Comprehension**

- Circle the answer.



	<p>1. This is</p> <p>Dami. Kasi.</p>
	<p>2. This is</p> <p>Dami. Kasi.</p>
	<p>3. Kasi is a</p> <p>man. woman.</p>
	<p>4. They are</p> <p>married. sad.</p>

Story #2: Where are you from?

1. This is Kasi.



2. Kasi is from Nigeria.

3. This is Dami.



4. Dami is from Nigeria.


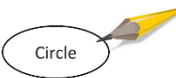
5. Kasi and Dami live in Canada.

6. They are happy.



Lesson #2A: Where are you from?


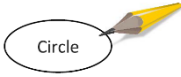

Activity 1 – Beginning Sounds

- Listen  and circle  the letter that matches the **beginning** sound for each word.

	1. d h y
	2. C G N
	3. C G N
	4. F H Th

Lesson #2A: Where are you from?

Activity 2 – Short “a” Vowel

- Listen  and circle  the pictures that have the short  vowel sound.

1.



2.



3.



4.



5.



6.



7.



8.








9.



Lesson #2B: Where are you from?

Activity 3 – Ending Sounds




- Listen  and circle  the letter that matches the **ending** sound for each word.

	1. a c n
	2. b s w
	3. a l m

Lesson #2B: Where are you from?

Activity 4 – Blending Short “a” Words

- Colour the letters to blend the word. Then copy the word.

1. 	<table><tbody><tr><td>m</td><td>a</td><td>p</td></tr><tr><td>n</td><td>u</td><td>n</td></tr></tbody></table>	m	a	p	n	u	n	<hr/> <hr/> <hr/> man
m	a	p						
n	u	n						
2. 	<table><tbody><tr><td>c</td><td>o</td><td>t</td></tr><tr><td>d</td><td>a</td><td>p</td></tr></tbody></table>	c	o	t	d	a	p	<hr/> <hr/> <hr/>
c	o	t						
d	a	p						
3. 	<table><tbody><tr><td>v</td><td>o</td><td>g</td></tr><tr><td>b</td><td>a</td><td>n</td></tr></tbody></table>	v	o	g	b	a	n	<hr/> <hr/> <hr/>
v	o	g						
b	a	n						

Lesson #2B: Where are you from?

Activity 5 – Sight Words

- Trace the sight words. Copy each sentence.

1. Kasi is from Nigeria.

Kasi is from Nigeria.

2. Dami is from Nigeria.

3. Kasi and Dami live in Canada.

4. They are happy.

Lesson #2C: Where are you from?

Activity 6 – Beg. and End. Sounds Check

- Listen  and write  the letters that match the **beginning** and **ending** sounds for these words.

Beginning Sounds

1. ____ igeria
2. ____ anada
3. ____ appy
4. ____ ey

Ending Sounds

5. Thi ____
6. Nigeri ____
7. Canad ____

Lesson #2C: Where are you from?

Activity 7 – Sight Words Check

- Match and write  the sight words.
- ~~Cross out~~ each word after you use it.


• Nigeria	• are	• live	• from
-----------	-------	--------	--------

	1. Kasi is _____ Nigeria.
	2. Dami is from _____.
	3. They _____ in Canada.
	4. They _____ happy.

Lesson #2C: Where are you from?

Activity 8 - **Comprehension**

- Circle the answer.



	<p>1. Kasi is from</p> <p>Canada. Nigeria.</p>
	<p>2. Dami is from</p> <p>Canada. Nigeria.</p>
	<p>3. They live in</p> <p>the USA. Canada.</p>
	<p>4. They are</p> <p>sad. happy.</p>

Story #3 – Kids


1. This is Kasi and Dami.

2. They have two kids.



3. They have a son.

4. His name is Bola.





5. They have a daughter.





6. Her name is Eki.



Lesson #3A: Kids


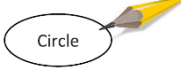
Activity 1 – Beginning Sounds










- Listen  and circle  the letter that matches the **beginning** sound for each word.

	1. b h k
	2. E I J
	3. B G Z
	4. c d s

Lesson #3A: Kids



Activity 2 – Short “e” Word Families



- Listen  and circle  the pictures that have the same short **e** word families.

1. ed	a) 	b) 	c) 
2. en	a) 	b) 	c) 
3. et	a) 	b) 	c) 

Lesson #3B: Kids


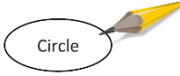
Activity 3 – Ending Sounds







- Listen  and circle  the letters that match the ending sound for each word.

	1. c n t
	2. d l er

Lesson #3B: Kids

Activity 4 – Short “e” Word Families

- Listen  and circle  the word family that has the same sound as the pictures.

1.  	ed en et
2.  	ed en et
3.  	ed en et

Lesson #3B: Kids

Activity 5 – Sight Words

- Trace the sight words. Copy each sentence.

1. This is Kasi and Dami.

This is Kasi and Dami.

2. They have two kids.

3. His name is Bola.

4. Her name is Eki.

Lesson #3C: Kids

Activity 6 – Beg. and End. Sounds Check

- Listen  and write  the letters that match the **beginning** and **ending** sounds for these words.

Beginning Sounds

1. ___ aughter
2. ___ ki
3. ___ ids
4. ___ ola

Ending Sounds





5. so ___
6. daught ___

Lesson #3C: Kids

Activity 7 – Sight Words Check

- Match and write  the sight words.
- ~~Cross out~~ each word after you use it.


• have	• Her	• and	• His
--------	-------	-------	-------





	1. This is Kasi _____ Dami.
	2. They _____ two kids.
	3. _____ name is Bola.
	4. _____ name is Eki.

Lesson #3C: Kids

Activity 8 - **Comprehension**

- Circle the answer.



	<p>1. They have two</p> <p>cats. kids.</p>
	<p>2. They have a</p> <p>daughter. son.</p>
	<p>3. They have a</p> <p>daughter. son.</p>
	<p>4. Her name is</p> <p>Eki. Bola.</p>

Story #4 – Kasi and Dami's House

1. This is Kasi and Dami's family.
2. They live in Canada.



3. They have a house.
4. The house is gray.


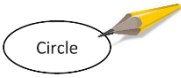






5. They have a van.
6. The van is red.



Lesson #4A: Kasi and Dami's House



Activity 1 – Beginning Sounds

- Listen  and circle  the letter that matches the **beginning** sound for each word.


	1. h p s
	2. d g n
	3. b d v
	4. h r y

Lesson #4A: Kasi and Dami's House

Activity 2 – Short “e” Vowel

- Listen  and circle  the pictures that have the short **e** vowel sound.

1.



2.



3.



4.



5.



6.



7.



8.








9.



Lesson #4B: Kasi and Dami's House

Activity 3 – Ending Sounds





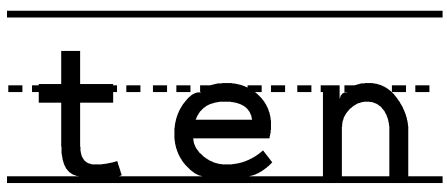



























- Listen  and circle  the letter that matches the ending sound for each word.

	1. b n v
	2. d p t
	3. a e i

Lesson #4B: Kasi and Dami's House

Activity 4 – Blending Short “e” Words

- Colour the letters to blend the word. Then copy the word.

1.					
					
2.					
					
3.					
					
4.					
					

Lesson #4B: Kasi and Dami's House

Activity 5 – Sight Words

- Trace the sight words. Copy each sentence.

1. They live in Canada.

They live in Canada.

2. They have a house.

3. They have a van.

4. The van is red.

Lesson #4C: Kasi and Dami's House

Activity 6 – Beg. and End. Sounds Check

- Listen  and write  the letters that match the **beginning** and **ending** sounds for these words.

Beginning Sounds


1. ___ anada
2. ___ ouse
3. ___ an

Ending Sounds





4. va ___
5. re ___

Lesson #4C: Kasi and Dami's House

Activity 7 – Sight Words Check

- Match and write  the sight words.
- ~~Cross out~~ each word after you use it.

• house	• a	• The	• They
---------	-----	-------	--------

	1. _____ live in Canada.
	2. They have a _____.
	3. They have _____ van.
	4. _____ van is red.

Lesson #4C: Kasi and Dami's House

Activity 8 - **Comprehension**

- Circle the answer.



	<p>1. They live in</p> <p>Canada. America.</p>
	<p>2. They have a</p> <p>car. house.</p>
	<p>3. They have a</p> <p>house. van.</p>
	<p>4. The van is</p> <p>red. green.</p>

Story #5: Let's Eat!

1. This is Kasi and Dami's family.



2. They like to eat.

3. Kasi eats eggs.



4. She likes eggs.

5. Dami eats figs.



6. He likes figs.


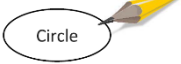
7. Bola and Eki eat jam.






8. They like jam.

Lesson #5A: Let's Eat!



Activity 1 – Beginning Sounds










- Listen  and circle  the letter that matches the **beginning** sound for each word.

	1. f p s
	2. a e h
	3. b f j

Lesson #5A: Let's Eat!


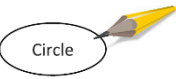
Activity 2 – Short “i” Word Families




- Listen  and circle  the pictures that have the same short **i** word families.

1. id	a) 	b) 	c) 
2. ig	a) 	b) 	c) 
3. it	a) 	b) 	c) 

Lesson #5B: Let's Eat!



Activity 3 – Ending Sounds

- Listen  and circle  the letter that matches the ending sound for each word.

	1. c m n
	2. b p t
	3. g s y

Lesson #5B: Let's Eat!

Activity 4 – Short “i” Word Families

- Listen  and circle  the word family that has the same sound as the pictures.

1.  	id ig it
2.  	id ig it
3.  	id ig it

Lesson #5B: Let's Eat!

Activity 5 – Sight Words

- Trace the sight words. Copy each sentence.

1. They like to eat.

They like to eat.

2. Kasi likes eggs.

3. She likes eggs.

4. He likes figs.

Lesson #5C: Let's Eat!

Activity 6 – Beg. and End. Sounds Check

- Listen  and write  the letters that match the **beginning** and **ending** sounds for these words.

Beginning Sounds


1. ___ ikes
2. ___ am
3. ___ ggs

Ending Sounds




4. ja ___
5. ea ___
6. egg ___

Lesson #5C: Let's Eat!

Activity 7 – Sight Words Check

- Match and write  the sight words.
- ~~Cross out~~ each word after you use it.


• likes	• to	• He
---------	------	------


	1. They like _____ eat.
	2. Kasi _____ eggs.
	3. Dami eats figs. _____ likes figs.

Lesson #5C: Let's Eat!

Activity 8 - **Comprehension**

- Circle the answer.



	<p>1. They like to</p> <p>run. eat.</p>
	<p>2. Kasi eats</p> <p>jam. eggs.</p>
	<p>3. Dami eats</p> <p>figs. pigs.</p>
	<p>4. They like</p> <p>jam. yams.</p>

Credits:

Lesson 1:

- a. Kasi #1 (https://stock.adobe.com/ca/images/attractive-woman-on-a-phone-call/128150386?prev_url=detail)
- b. Dami #1 (https://stock.adobe.com/ca/images/smiling-man-holding-tablet/128150804?prev_url=detail&asset_id=128150804)
- c. Kasi + Dami Keys#1 (https://stock.adobe.com/ca/images/smiling-couple-holding-keys/100529120?prev_url=detail)
- d. Men Symbol: https://stock.adobe.com/ca/images/toilet-sign-wc-sign-vector-illustration/306035497?prev_url=detail&asset_id=306035497
- e. Hat: https://stock.adobe.com/ca/images/pretty-straw-hat-with-ribbon-and-bow-on-white-background-beach-hat-top-view-isolated/262793283?prev_url=detail&asset_id=262793283
- f. Can: [This Photo](#) by Unknown Author is licensed under [CC BY-SA-NC](#)
- g. Mad: [This Photo](#) by Unknown Author is licensed under [CC BY-SA-NC](#)
- h. Yam: https://stock.adobe.com/ca/images/sweet-potato/224919459?prev_url=detail

Lesson 2:

- a. Kasi #2 (https://stock.adobe.com/ca/images/attractive-woman-on-a-phone-call/128150285?prev_url=detail)
- b. Dami #2 (https://stock.adobe.com/ca/images/smiling-man-holding-tablet/128150804?prev_url=detail&asset_id=100516135)
- c. Happy Face: https://stock.adobe.com/ca/images/smiley-vector-happy-face/124410367?prev_url=detail
- d. Nigeria Flag: https://stock.adobe.com/ca/images/nigeria-flag/107552395?prev_url=detail
- e. Canada Flag: https://stock.adobe.com/ca/images/flag-of-canada/89093370?prev_url=detail
- f. Finger pointing: https://stock.adobe.com/ca/images/hand-touching-virtual-screen-isolated-on-white/203275821?prev_url=detail&asset_id=203275821

Lesson 3:

- a. Family#1 (https://stock.adobe.com/ca/images/smiling-kids-sitting-on-the-floor/100528072?prev_url=detail)
- b. Bola#1 (https://stock.adobe.com/ca/images/son-using-laptop-in-the-kitchen/128148076?prev_url=detail)
- c. Eki#1 (https://stock.adobe.com/ca/images/daughter-using-laptop-in-the-kitchen/128147988?prev_url=detail&asset_id=128147988)
- d. Father and Son: https://stock.adobe.com/ca/images/father-teaching-his-son-to-wear-a-tie/323885429?prev_url=detail&asset_id=329847567
- e. Daughter: [This Photo](#) by Unknown Author is licensed under [CC BY-NC-ND](#)
- f. Net: [This Photo](#) by Unknown Author is licensed under [CC BY-SA](#)
- g. Pen: [This Photo](#) by Unknown Author is licensed under [CC BY-NC](#)
- h. Son: [This Photo](#) by Unknown Author is licensed under [CC BY-NC-ND](#)

Lesson 4:

- a. Red Van https://stock.adobe.com/ca/images/red-mini-van/2299120?prev_url=detail&asset_id=2299120
- b. house https://stock.adobe.com/ca/images/grey-old-house-with-wooden-trim/70267285?prev_url=detail

Lesson 5:

- a. Eating #1: https://stock.adobe.com/ca/images/happy-family-eating-together/100528723?prev_url=detail
- b. Eggs: https://stock.adobe.com/ca/images/fried-eggs-in-black-pan/135214261?prev_url=detail
- c. Jam: https://stock.adobe.com/ca/images/strawberry-jam/62634563?prev_url=detail&asset_id=62634563
- d. Eat: https://stock.adobe.com/ca/images/children-at-school-classroom/50416368?prev_url=detail
- e. Fig: https://stock.adobe.com/ca/images/figs/44820242?prev_url=detail&asset_id=44820242
- f. Like: [This Photo](#) by Unknown Author is licensed under [CC BY-NC](#)
- g. Kid: https://stock.adobe.com/ca/images/idea-warning-and-childhood-concept-happy-little-african-american-girl-pointing-finger-up-over-grey-background/263780620?prev_url=detail
- h. Lid: https://stock.adobe.com/ca/images/steel-saucepan-and-lid-closeup-isolated-on-white-background/262050853?prev_url=detail
- i. Knit: https://stock.adobe.com/ca/images/close-up-of-an-older-womens-hands-knitting-a-jumper/238160660?prev_url=detail&asset_id=238160660

* “Listen”, “Write” and “Circle” symbols taken from Appendix 3 of *CLB: ESL for ALL Support Kit* (2017)